

Product Features

1. LED Blue tooth color controller is specially designed for LED light strip tape light/atmosphere light/table lamp/lamp string/module etc. After installation and corresponding Settings, you can use your mobile phone controlling device by Home Linking app via Blue tooth; Remote control range up to 15 meters (visual distance);
2. Support mobile phone APP+ 2.4G remote control;
3. Support group control of multiple devices;
4. Support controller microphone, which can recognize the ambient rhythm . Make the lights change with the rhythm to create a dynamic atmosphere,
5. Support to control the light on/off, adjust brightness, color temperature, color and dynamic switching;
6. Built in a variety of modes to meet the needs of various scenarios
7. Built-in multiple controller rhythm mode.

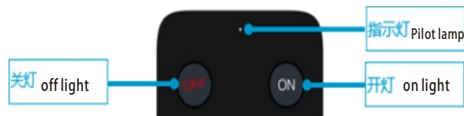


Operating instructions

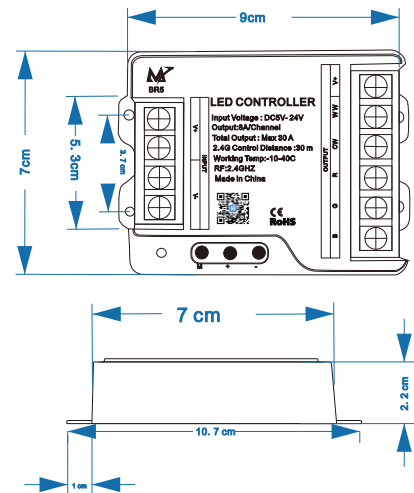
1. The controller can be controlled by mobile App, IOS and Android system.
2. The App can be found by searching "Home Linking" in the App Store or Android App Market, or by using a browser or other Scan code "function tool, scan the top two-dimensional code download App;
3. Connect the strip light to the controller and switch on the power;
4. Turn on the blue tooth of the mobile phone, open the App, register and log in to the home page, click [+] in the upper right corner, select [Add Device], the App will automatically scan peripheral devices, and then add device according to the instructions of App;
5. If the search fails, select manual method, enter the device model (view the mode lon the product label), and then add the device according to the instructions of the App: or check the reset method of Pro Blue tooth series in the App configuration page (How to Reset Settings);
6. After the device is added to the App, you can click a device in the device list to access the control page, or add the device
7. create a group, enter the group control page and control all devices in groups. Three devices with same function can make one group.

Remote control code method

Remote control code alignment: Within 1 minute after the controller is powered ON, press the ON button of the remote control for 5s, the indicator light blinks quickly (2s) to start code alignment, and the light with a white light blinks slowly indicating successful code alignment. Clear code: Within 1 minute after the controller is powered on, Press the OFF button of the remote control for 5s, the indicator blinks quickly (2s) to start code clearing, and the light with a white light blinks quickly, indicating successful code clearing.



Remote control button function



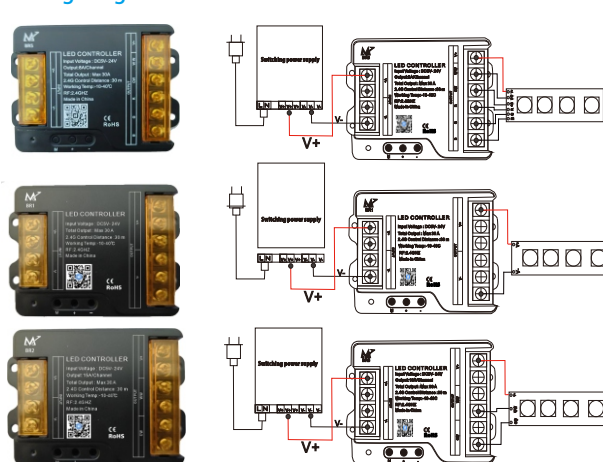
Value-added features

1. Click on the upper left corner "G" of the App home page to manage devices under more than one family.
2. Click "+" in the upper right corner of the App home page, You can search for devices, add friends chatting, and share devices with friends, but also set master permissions
3. Click "..." on the App home page, The device can be assigned to different room
4. Click "..." in the upper right corner of App page, You can view device details, assign device groups, and set the power on status

Cautions

1. This product should be debugged and installed by professional qualified personnel
2. This product can not waterproof, need to avoid the sun and rain, if installed outdoors, please use waterproof water tank.
3. Good heat dissipation conditions will prolong, the service life of LED controller. please install the product in a well-ventilated environment.
4. Please do not install and use such products in lightning, thunder and strong magnetic field or high pressure situations
5. Please check whether the output voltage of the LED power supply meets the voltage range requirements.
6. The diameter of the wire must be enough to load the connected LED lamps, and ensure that the wiring is firm, so as to avoid overheating or poor contact trigger accidents.
7. Before power debugging, ensure that all wiring is correct, in order to avoid wiring error causing lamp damage.
8. This product belongs to electronic products, please avoid strong wrestling, collision or falling products.
9. Please place it out of reach of children in case of danger

Wiring diagram



Technical Specification

Operation System: Android / IOS
Work Temperature: -20° C-40° C
Input Voltage: DC5-24V
Maximum current of each channel: 8A
Transmission Mode: PRO BL 2.4G
Certification: CE/ROHS
Weight: 90g

Lighting pattern

White breathing, red-green breathing, red-blue breathing, green-blue breathing, purple breathing, cyan breathing, yellow breathing, blue breathing, green breathing, red breathing, Green and blue strobe, red and blue strobe, red and green strobe, white strobe, purple strobe, cyan strobe, yellow strobe, blue strobe, green strobe, red strobe, multicolored strobe
Green blue, red blue, red green, white, purple, cyan, yellow, blue, red, green, colorful flash
Static white, purple, yellow, cyan, blue, green, red
Green and blue jump, red and blue jump, red and green jump, colorful jump
Green blue, red blue, red green, colorful flow

Technical Specification

Operation System: Android / IOS
Work Temperature: -20° C-40° C
Input Voltage: DC5-24V
Maximum current of each channel: 30A
Transmission Mode: PRO BL 2.4G
Certification: CE/ROHS
Weight: 90g

Technical Specification

Operation System: Android / IOS
Work Temperature: -20° C-40° C
Input Voltage: DC5-24V
Maximum current of each channel: 15A
Transmission Mode: PRO BL 2.4G
Certification: CE/ROHS
Weight: 90g