

LED Wireless & Wire Driver

Product Introduction

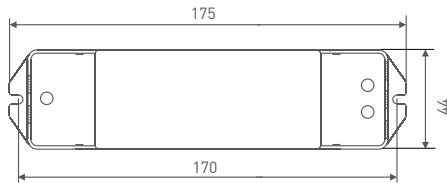
This product support two wiring ways: RF 2.4GHz wireless connection and DMX wired connection. Workable with WiFi-106, intelligent gateway, EX series panel, F series remote and RC4-RF-B remote, etc..



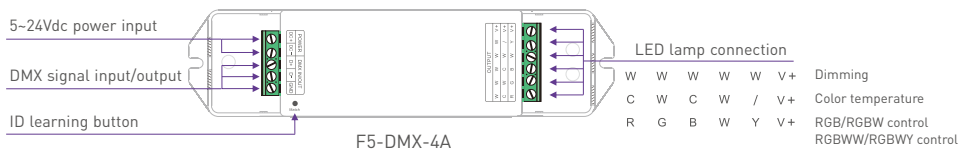
Specification

Model	F4-DMX-5A	F5-DMX-4A
Dimming interface	DMX/RDM	
Wireless signal	RF 2.4GHz	
Input voltage	5-24Vdc	
Output voltage	5-24Vdc	
Current load	5A×4CH Max. 20A	4A×5CH Max. 20A
Output power	[0-25W...120W]×4CH Max. 480W	[0-20W...96W]×5CH Max. 480W
Dimming range	0~100%, LED start at 0.1% possible.	
Working temperature	-30 -55	
Product size	L175×W44×H30(mm)	
Package size	L178×W48×H33(mm)	
Weight(G.W.)	130g	

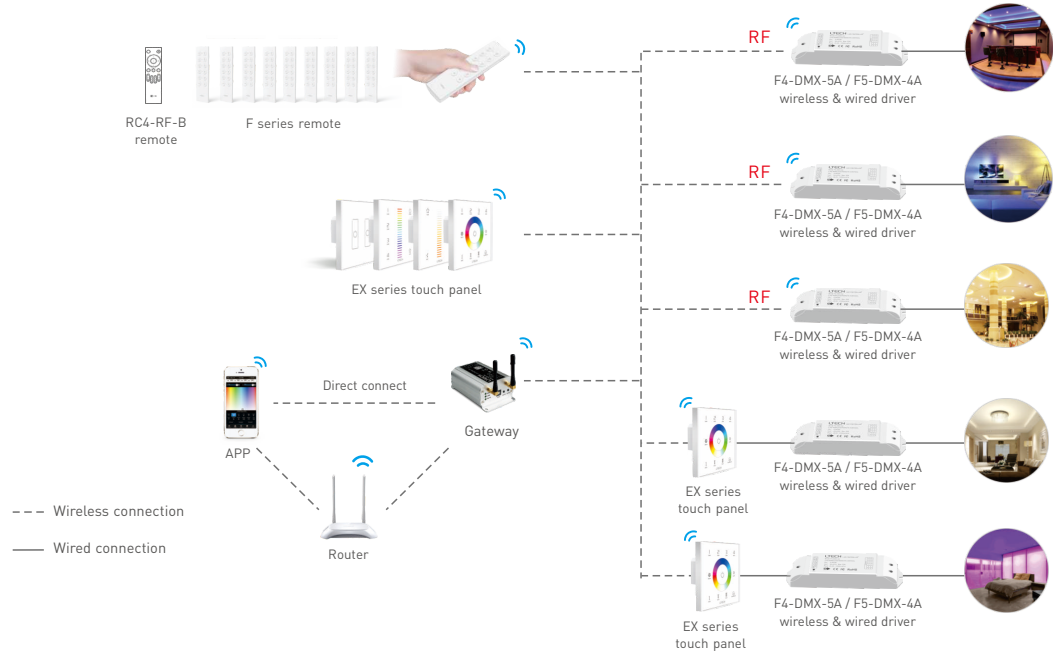
Product Size



Terminal Description



System Diagram



Match Code

Match code with RC4-RF-B, F series remote, EX series touch panel, WiFi-106 gateway.

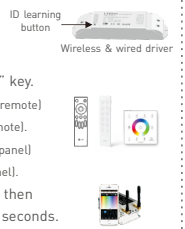
Method 1:

1. Power on and off driver continuously for 3 times, the lamps flicker, please complete next step within 10s.
2. Match up with RC4-RF-B: Short press the matching "ON" key.
 Match up with F series remote: Press any key (single zone remote) or zone key (multi-zone remote).
 Match up with EX series panel: Press any key (single zone panel) or zone key (multi-zone panel).
 Match up with 106 gateway: Select zone number on App, then touch the color slide for 2-3 seconds.
3. If the lamp is on, match successfully.



Method 2:

1. Short press "ID learning button" on driver, the lamps flicker, please complete next step within 10s.
2. Match up with RC4-RF-B: Short press the matching "ON" key.
 Match up with F series remote: Press any key (single zone remote) or zone key (multi-zone remote).
 Match up with EX series panel: Press any key (single zone panel) or zone key (multi-zone panel).
 Match up with 106 gateway: Select zone number on App, then touch the color slide for 2-3 seconds.
3. If the lamp is on, match successfully.



Match up with other gateway, please operate according to APP's prompt.



Clear code:

Method 1:

Power on and off driver continuously for 10 times, If the lamps flicker 5 times, deactivate the matching successfully.



Method 2:

Long press "ID learning button" on driver for 10 seconds, If the lamps flicker 5 times, deactivate the matching successfully.



DMX Wiring Diagram

