

LTECH

WIFI LED CONTROLLER



RGBW

Product Features



16.7 million kinds of colors to choose

Lights changing with the music

Intelligent lighting timing set


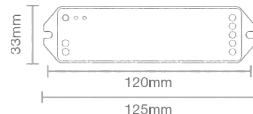
Limitless long-range control

DIY Scene Model

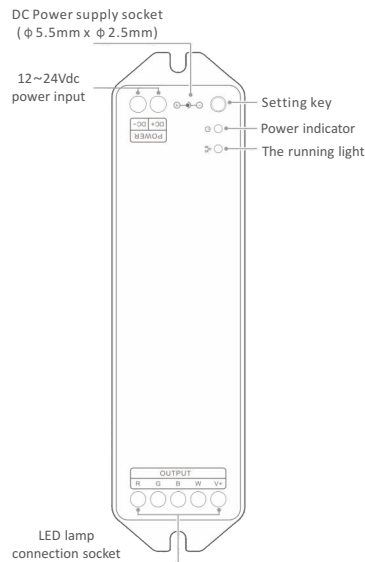


Product Parameters

Product Name : WiFi LED Controller
Model : WiFi-101-RGBW
Input Voltage : 12 ~ 24Vdc
Out Control : RGBW LED Lights
Max Current Load : 3A x 4CH Max 12A
Max Output Power : (0~36...72W) x4CH
Working Temperature : -30°C ~ +55°C
Protocol : 2.4GHz Wi-Fi, 802.11b/g/n
Dimension : L125 x W33 x H20(mm)
Packing : L127 x W35 x H24(mm)
Net Weight : 52g
Gross Weight : 70g



Product Structure



Product Installation



Attention

- 1.The product shall be installed and serviced by the qualified person.
- 2.This product is non-waterproof. Please avoid the sun and rain. When installed outdoors, please ensure it is mounted in a water proof enclosure.
- 3.Good heat dissipation will prolong the working life of the controller. Please ensure good ventilation.
- 4.Please check if the output voltage of the LED power supply used comply with the working voltage of the product.
5. Please ensure that adequate sized cable is used from the controller to the LED lights to carry the current. Please also ensure that the cable is secured tightly in the connector.
- 6.Ensure all wire connections and polarities are correct before applying power to avoid any damages to the LED lights.
- 7.If a fault occurs please return the product to your supplier. Do not attempt to fix this product by yourself.

★ This manual only applies to this model. We reserve the right to make changes without prior notice.

LTECH

WIFI LED CONTROLLER

Operating Schematic



Operating Guidance

- 1 Open WLAN via mobile phone, connect to the wireless router.



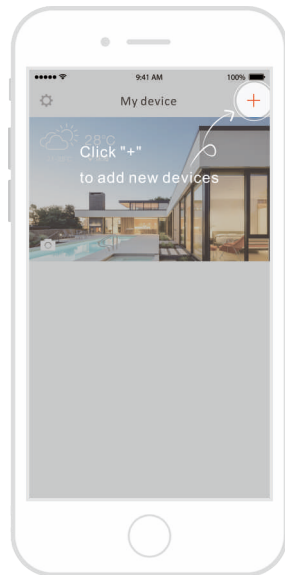
- 2 Scan QR Code to download the APP via mobile phone.



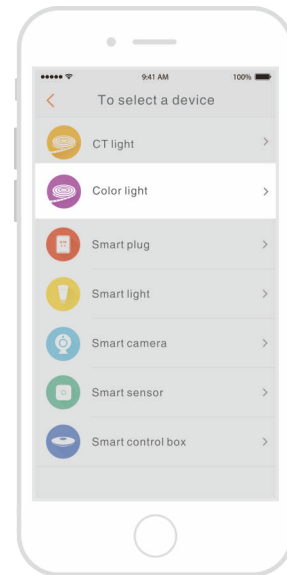
iOS / Android

- 3 After installation, the strip flashes within 30s when powered on and then the controller is ready to the configuration status accordingly.

- 4 Turn on APP, enter "My Device" interface, click " + " icon.



- 5 Enter the interface "To select a device", choose "Color light" and follow the prompts to connect.



- 6 Once successfully connect to the device that will immediately open intelligent life and realize long-distance control via mobile phone.

