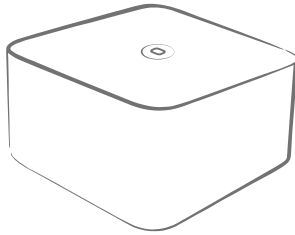


# LTECH

## L-BUS Intelligent Lighting Control System



Intelligent Gateway  
Model: WiFi-108

### 1. Product Features

- Realize global long-range control by cloud platform.
- 2 in 1 control: Wireless RF and wired connection.
- Multi-zones dimming, color changing and multi-groups control.
- One click scene function, timing function.
- Advanced lighting program setting, sunrise or sunset effect or any other changing effect could be simulated.
- Support mobile phone, remote control and dimming panel to control all lighting effects.
- Voice control, support amazon ECHO and TmallGenie smart speaker.
- Opened third party communication interface: Trigger contacts.

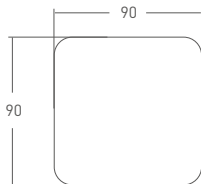
### 2. Technical Specs

Model:	WiFi-108	Power Interface:	type-C USB
Communication Standard:	2.4GHz Wi-Fi, 2.4GHz RF 802.11b/g/n protocol.	Working Temp.:	-30°C~60°C
Input Voltage:	5Vdc	Dimensions:	L90×W90×H55mm
Extension Interface:	Trigger contact, RS485, L-BUS protocol interface	Packing Size:	L122×W122×H79mm
		Weight(G.W.):	380g

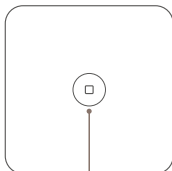
1

### 3. Product Size

Unit: mm

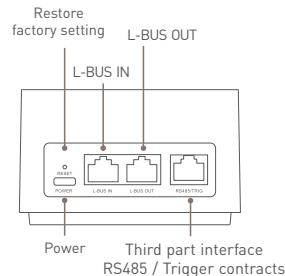


### 4. Product Description



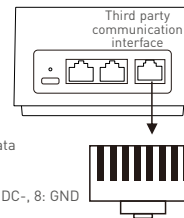
Match key  
(use it when enter network)

2



### 5. Third Party Communication Interface Wiring

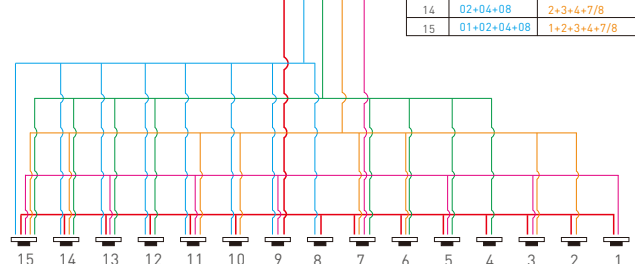
As below the four contacts are connected on the RJ45 connector, which can trigger 15 scenes. The keys are used with binary combination to response 15 scenes.



Trigger contacts interface 1,2,3,4: Data  
5: 3.3Vdc  
RS485 interface 6: DC+, 7: DC-, 8: GND

Scene code: 08 04 02 01  
Connection interface: 8 7 6 5 4 3 2 1

Scene	Scene code	Connector
1	01	1+7/8
2	02	2+7/8
3	01+02	1+2+7/8
4	04	4+7/8
5	01+04	1+3+7/8
6	02+04	2+3+7/8
7	01+02+04	1+2+3+7/8
8	08	4+7/8
9	01+08	1+4+7/8
10	02+08	2+4+7/8
11	01+02+08	1+2+4+7/8
12	04+08	3+4+7/8
13	01+04+08	1+3+4+7/8
14	02+04+08	2+3+4+7/8
15	01+02+04+08	1+2+3+4+7/8

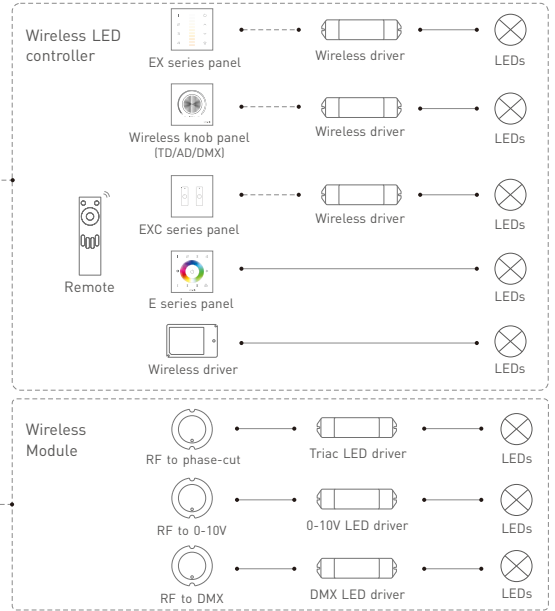
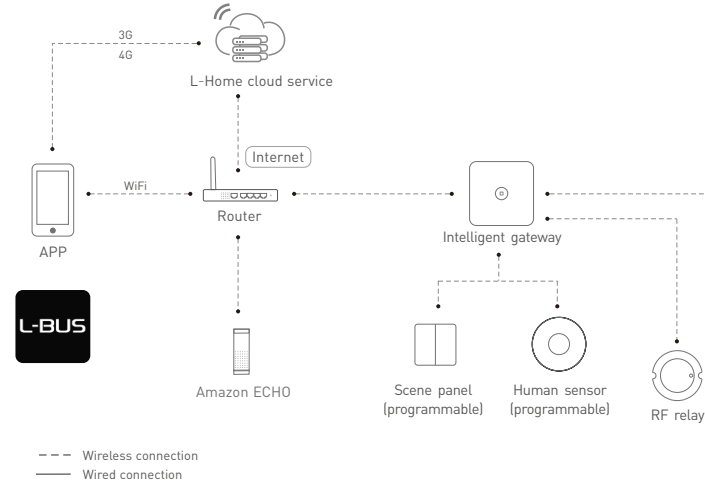


No. 1-15 represent 15 scenes

3

6. System Wiring

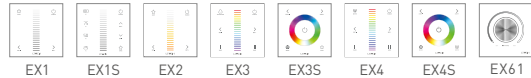
L-BUS



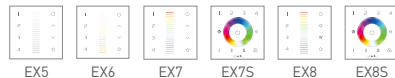
7. Optional Accessories

RF signal touch panel

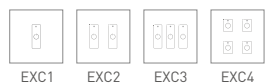
Single zone control Output signal: RF + DMX512



Multi-zone control Output signal: RF + DMX512



Dimming control Output signal: RF + DMX512



RF power touch panel Output signal: RF + Power output RF+phase-cut RF+0-10V



Wireless driver



Wireless module (Can be connected to more than 100 types of LTECH dimmable driver.)



Other accessories



\* More supporting equipments is applicable to L-BUS system, please consult the supplier for details.

## 8. APP Introduction

### 8.1 Install APP

#### 8.1.1 Install APP via mobile phone



Scan QR Code to download "L-BUS"

#### 8.1.2 Open APP and register or login.



8

### 8.2 Device management:

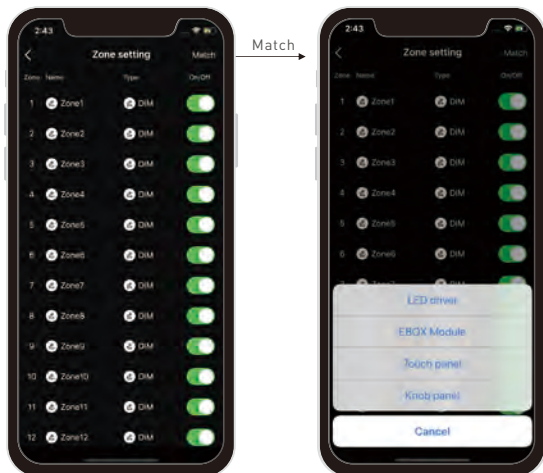
#### 8.2.1 Match device: Open APP, enter "My Device" interface, click "+" icon, following the prompts to add WiFi-108.



9

### 8.2.2 Match panel / lamps

Click right bottom "more" icon to enter, then click "Zone setting", in "Zone setting" interface, click right top "Match" key to match panel, lamps and EBOX.



10


### 8.2.3 Reconfigure router

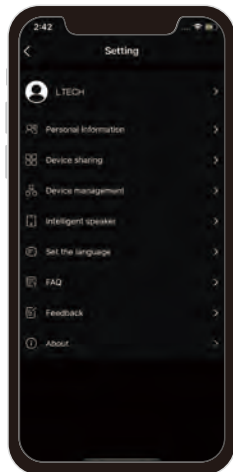
Click left top "Setting" icon in home page, then click "Device management" to enter its interface, click right top "Reconfig Router", then operate following the prompts.



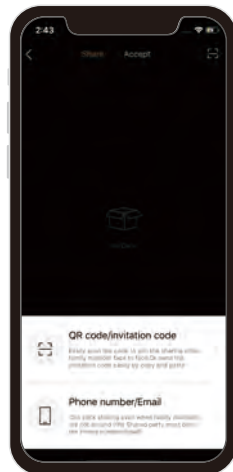
11

## 8.2.4 Device sharing:

Click the left top "Setting" icon  in home page, and choose "Device sharing" to enter, click the bottom "invitation". (details please refer APP, QR code invitation is effective within 30 minutes.)



12



13

## 9.5 What can we do if failed matching the sub-devices and gateway.

9.5.1 Please check the distance between the gateway and the sub-devices, or if there is any large area of metal barrier. Please shorten the distance if there are lots of barrier.

9.5.2 Please add the EBOX-AP RF relay if any long distance situation.

## 9.6 How to restore factory settings or unbind the current host account?

Long press the "RESET" button of gateway in 6s, starting to restore after a long beep. Restore factory settings succeed when the blue indicator lights flashes. Then all the data is cleared and the current host account is unbound.

Please contact suppliers if needs more support.

## 10. Attention

- When placing, please avoid close to a large area of metal objects, so as not to disturb signal.
- Please use 5V power adapter for the gateway.
- Please don't use it in wet environment.
- No burning, no heating.
- Please don't open, alter, repair or maintenance the gateway, or it will be out of warranty.

14

## 9. FAQ

9.1 Is there a requirement for the mobile version of this product?

Please use Android 4.0, iOS 9.0 or higher version.

9.2 What we can do if gateway match failed?

9.2.1 Please check if the router net in 2.4G band. The 5G is not available. Please set the router into 2.4G if you use the intelligent dual-band routers.

9.2.2 Please do not hide your router network.

9.2.3 Please keep the distance between devices and router close.

9.2.4 Kindly check the WiFi signals.

9.2.5 Kindly check the WiFi account and password.

9.2.6 Kindly check the WiFi devices, do not exceed the router capacity.

9.3 How to set up if the configured router needs to be replaced?

Please enter the App and follow the instruction of 8.2.3 after connecting the new router.

9.4 What can we do if the long-range control failed or the gateway offline?

9.4.1 Kindly check the network of your mobile phone.

9.4.2 Kindly check the router.

9.4.3 Kindly check the power of gateway or if the devices are restored factory setting.

## 11. After-sales Service Instruction

Thanks for buying L-BUS intelligent gateway. A 5-year warranty is given from the date of purchase. Please contact supplier before sending back.

**Warranty exclusions below:**

- Product broken because wasn't installed, used, maintained, reserved according to the manual.
- Beyond the warranty period
- Warranty label, fragile label and unique barcode label have been damaged.
- Unauthorized changes the configuration file or disassemble repair, the product appears to have excessive physical damage.
- Damage due to human factors: unsuitable voltage input, high temperature, influent, mechanical damage, severe oxidation or rust.
- Damage due to natural disasters and force majeure.
- Damage caused by other non product design, technology, manufacturing, quality problems.

\* No further notice if any changes in the manual.  
Product function depends on the goods.  
Please feel free to contact our official distributor if any question.