





MEAN WELL

# Your Reliable Power Partner

## Standard LED Driver Manufacturer







# Competitiveness



## Product

Up to 10,000 models with adding 10% new products and phasing out 5% old products every year.



## Quality

High reliability and quality indicator – 10% lower.



## Cost

High cost-performance products, stable material price due to integration.



## Delivery

24-hour delivery for small amount order, 14-day delivery for frequent purchase standard products.




## Service

Service in 24 hours is offered by MEAN WELL Group and our distributors.



## Reliable Relationship

75% of total revenue and purchases come from customers and suppliers with more than 15 years transaction.



# Standard Power Supply Solution

## 2 Main Stream Product Lines



Enclosed Type



LED Driver

## 6 Niche Product Lines



DIN Rail Type



Battery Charger



DC/AC Inverter



DC/DC Converter



Adaptor



On Board Type

## 3+N System solutions



KNX Product



DALI-2 Controller



CMU2 Control and Monitor Unit



19" Rack Power



Modular Power



System Power

## VFD Variable Frequency Drive



Enclosed Type



PCB Type

# INDEX



## Plastic Case


APV ..... 02
APC ..... 02
LPH ..... 03
LPV ..... 03
LPVL ..... 03
LPHC ..... 03
LPC ..... 03
NPF ..... 04
LPF ..... 04
PWM ..... 05
PLD ..... 06
PCD ..... 06
OWA ..... 07
GSV ..... 07
XLN ..... 08
XLC ..... 08
LCM ..... 09
SLD ..... 10
LDC ..... 10


## Metal Case


XLG ..... 12
XLG-DA2 ..... 13
ELG ..... 14
ELG-C ..... 14
ELGC ..... 14
HLG ..... 15
HLG-C ..... 16
HVG ..... 17
HVGC ..... 18
ERP ..... 19
ERPF ..... 19
HBG ..... 20
HBGC ..... 20
XBG ..... 20



The Premium Series | The Best Cost-Performance

## PCB Type


PLP ..... 22
HBG-P ..... 23


## DC-DC LED Driver Controller & Accessory


DC HOUSE ..... 25
LDH ..... 26
NHDD ..... 26
NLDD ..... 27
LDB ..... 27
LDD ..... 28
LDDS ..... 28
SPD ..... 29
ICL ..... 29
PIR ..... 30
DAP ..... 30
SDP ..... 30
DLP ..... 31
DLC ..... 31
KAA ..... 31
KNX ..... 32
KSI ..... 32
KSR ..... 32
KSC ..... 32

| | |
|---|---|
| Comparison Chart of Metal Case Models | 33 |
| PBM | 34 |
| KAM | 34 |
| Sustainable Development Group | 35 |
| Media Kit | 36 |



# Plastic Case

| | | | | | | | |
|---|---|---|---|---|---|---|---|
| 02 | AP (8~35W) | 04 | LPF (16~90W) | 06 | PCD (16~60W) | 08 | XLC (25~60W) |
| 03 | LP(18~150W) | 05 | PWM (40~200W) | 07 | OWA (60~200W) | 09 | LCM (25~60W) |
| 04 | NPF (40~200W) | 06 | PLD (16~60W) | 07 | GSV (30~60W) | 10 | SLD (50~150W) |
| | | | | 08 | XLN (25~60W) | 10 | LDC (35~80W) |

## Application

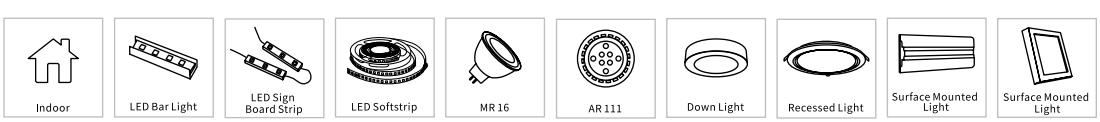

# 8~35W AP Series

## Features



- Constant voltage mode for APV series
- Constant current mode for APC series
- Universal AC input : 90~264VAC
- Withstand 300VAC surge input for 5 secs. (APV-25/35)
- Isolation class II,no F.G.
- Class 2 power unit / Pass LPS
  (except for APV/APC-8,APC-25-350 and APC-35-350/500)
- Fully isolated plastic case with IP42 level
- Protections: Short Circuit / Overload (only for APV series) /
  Over Voltage(except for APC-8)
- No load power consumption <0.5W for APV/APC-8
- 2 years warranty

APV Spec

APC Spec

## Models

| Model No. | APV-8 | APV-12 | APV-16 | APV-25 | APV-35 |
|---|---|---|---|---|---|
| Output (V) | 5 | 5 | 5 | 5 | 5 |
| | 12 | 12 | 12 | 12 | 12 |
| | 24 | 15 | 15 | 15 | 15 |
| | | 24 | 24 | 24 | 24 |
| | | | | 36 | 36 |
| Dimension (mm) | 60x30x23.5 | 77x40x29 | | 84x57x29 | |

| Model No. | APC-8 | APC-12 | APC-16 | APC-25 | APC-35 |
|---|---|---|---|---|---|
| Output (mA) | 250 | 350 | 350 | 350 | 350 |
| | 350 | 700 | 700 | 500 | 500 |
| | 500 | | | 700 | 700 |
| | 700 | | | 1050 | 1050 |
| Dimension (mm) | 60x30x23.5 | 77x40x29 | | 84x57x29.9 | |

Note:These models are not intended for lighting application in the EU. (EU Recommendation: NPF/LPF/LCM/XLC Series)

# LP Series 18~150W

## Features

- Constant voltage mode for LPH / LPV / LPVL series
  Constant current mode for LPHC / LPC series
- Fully encapsulated with IP67 level
- Isolation class II,no F.G.
- Class 2 power unit / Pass LPS
  (except for LPV/LPVL/LPC-100~150 and LPV-60-5)
- Protections: Short Circuit / Over Voltage / Overload
  (only for LPV series) / Over Temperature
  (only for 18W&150W)
- 2 years warranty



LPH Spec | LPV(L) Spec | LPHC Spec | LPC Spec

## Models

| Model No. | LPH-18 | LPV-20 | LPV-35 | LPV-60 | LPV-100 | LPV-150 | LPVL-150 |
|---|---|---|---|---|---|---|---|
| Input (V) | 180~264 | 90~264 | 90~264 | 90~264 | 90~264 | 180~305 | 90~132 |
| Output (V) | 12 | 5 | 5 | 5 | 5 | 12 | 12 |
| | 24 | 12 | 12 | 12 | 12 | 15 | 24 |
| | 36 | 15 | 15 | 15 | 15 | 24 | |
| | | 24 | 24 | 24 | 24 | 36 | |
| | | | 36 | 36 | 36 | 48 | |
| | | | | 48 | 48 | | |
| Dimension (mm) | 140x30x22 | 118x35x26 | 148x40x30 | 162x42x32 | 190x52x37 | 191x63x37.5 | |

| Model No. | LPHC-18 | LPC-20 | LPC-35 | LPC-60 | LPC-100 | LPC-150 |
|---|---|---|---|---|---|---|
| Input (V) | 180~264 | 90~264 | 90~264 | 90~264 | 90~264 | 180~305 |
| Output (mA) | 350 | 350 | 700 | 1050 | 350 | 350 |
| | 700 | 700 | 1050 | 1400 | 500 | 500 |
| | | | 1400 | 1750 | 700 | 700 |
| | | | | | 1050 | 1050 |
| | | | | | 1400 | 1400 |
| | | | | | 1750 | 1750 |
| | | | | | 2100 | 2100 |
| | | | | | | 2450 |
| | | | | | | 2800 |
| | | | | | | 3150 |
| Dimension (mm) | 140x30x22 | 118x35x26 | 148x40x30 | 162.5x42.5x32 | 190x52x37 | 191x63x37.5 |

Note: These models are not intended for lighting application in the EU. (EU Recommendation: NPF/LPF/XLN/XLG Series)

# 40~200W & 16~90W NPF/LPF Series

## NPF Features

- Constant voltage+constant current modes
- V-Type: Constant voltage mode only
  D-Type: Constant current mode only,
- Built-in 3 in 1 dimming function
  (0~10VDC, PWM signal or resistance)
- Wide AC input: 90~305VAC
- No load power consumption <0.15W
  (<0.5W for D-Type)
- Fully isolated plastic case with IP67 level
- Isolation class II, no F.G.
- Class 2 power unit
- Protections: Short Circuit / Over Current /
  Over Voltage / Over Temp.
- 5 years warranty



NPF Spec

## LPF Features

- Constant voltage+constant current modes
- D-Type: Constant current mode only,
- Built-in 3 in 1 dimming function
  (1~10VDC, PWM signal or resistance)
- Wide AC input: 90~305VAC
- Fully isolated plastic case with IP67 level
  (optional for LPF-16/16D)
- Isolation class II/2, no F.G.
- Protections: Short Circuit / Over Current /
  Over Voltage / Over Temp.
- 5 years warranty



LPF Spec

## Models

| Model No. | NPF-40(D) | NPF-60(D) | NPF-90(D) | NPF-120(D) | NPF-200(V) |
|---|---|---|---|---|---|
| Output (V) | 12 | 12 | 12 | 12☐ | 12 |
| | 15 | 15 | 15 | 15☐ | 24 |
| | 20 | 20 | 20 | 20☐ | 36 |
| | 24 | 24 | 24 | 24☐ | 42 |
| | 30 | 30 | 30 | 30☐ | 48 |
| | 36 | 36 | 36 | 36☐ | 54 |
| | 42 | 42 | 42 | 42☐ | |
| | 48 | 48 | 48 | 48☐ | |
| | 54 | 54 | 54 | 54☐ | |
| Dimension (mm) | 150x53x35 | | 171x63x37.5 | 191x63x37.5 | 195x68x39.5 |

☐= Blank, BE;  Blank：without auxiliary output, BE：D-Type with auxiliary function；V-Type: Suitable for poultry lighting or LED strip

| Model No. | LPF-16(D) | LPF-25(D) | LPF-40(D) | LPF-60(D) | LPF-90(D) |
|---|---|---|---|---|---|
| Output (V) | 12 | 12 | 12 | 12 | 15 |
| | 15 | 15 | 15 | 15 | 20 |
| | 20 | 20 | 20 | 20 | 24 |
| | 24 | 24 | 24 | 24 | 30 |
| | 30 | 30 | 30 | 30 | 36 |
| | 36 | 36 | 36 | 36 | 42 |
| | 42 | 42 | 42 | 42 | 48 |
| | 48 | 48 | 48 | 48 | 54 |
| | 54 | 54 | 54 | 54 | |
| Dimension (mm) | 148x40x32 | | 162.5x43x32 | | 161x61x36 |

# PWM Series 40~200W

## Features

- Constant voltage PWM style output mode
- Wide AC input: 90~305VAC
- Multiple dimming functions available: 3 in 1 / DALI / DALI-2 / KNX / IoT
- Built-in active PFC function
- High efficiency up to 94%
- No load power consumption <0.5W
- Fully isolated plastic case with IP67 level
- Isolation class II,no F.G.
- Minimum dimming level 0.2% for DALI type
- Protections: Short Circuit / Overload / Over Voltage / Over Temp.
- 5 years warranty



PWM-40 PWM-60 PWM-90 PWM-120 PWM-200

## Models

| Model No. | PWM-40 | PWM-60 | PWM-90 | PWM-120 | PWM-200 |
|---|---|---|---|---|---|
| Output (V) | 12 | 12○ | 12□ | 12○ | 12○ |
| | 24 | 24○ | 24□ | 24○ | 24○ |
| | 36 | 36 | 36 | 36 | 36○ |
| | 48 | 48 | 48□ | 48 | 48○ |
| Dimension (mm) | 150x53x35 | | 171x63x37.5 | 191x63x37.5 | 195x68x39.5 |

□= Blank, DA, DA2　　○= Blank, DA, DA2, IoT, KN, KNBST

Blank: with 3 in 1 dimming function (0~10Vdc, 10V PWM signal and resistance )

DA/DA2: DA= DALI control technology ; DA2= DALI-2 control technology

IoT: with Bluetooth mesh, For a selection of brands, please refer to p8.

KN: KNX control technology

KNBST: KNX control technology with BST14 connector

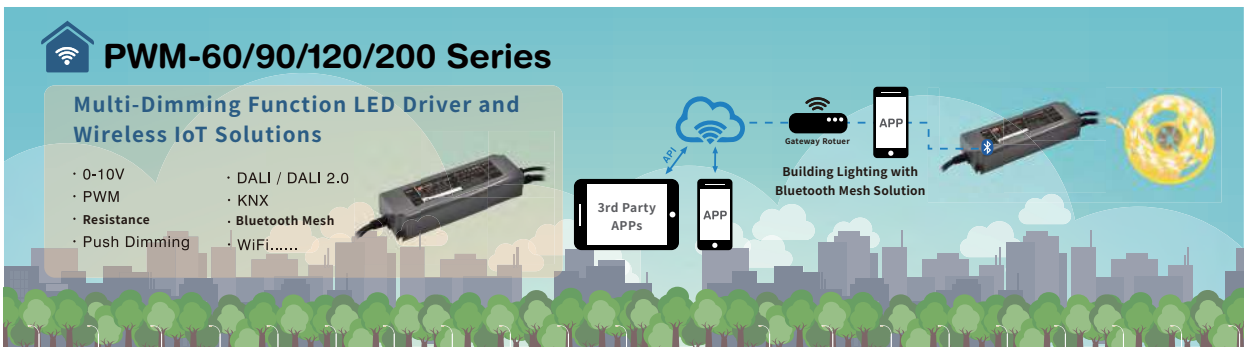

# 16~60W PLD/PCD Series

## Features

- Constant current mode
- AC phase-cut dimming, work with leading edge and trailing edge TRIAC dimmers (only for PCD series)
- Built-in active PFC function
- Fully isolated plastic case with IP42 level
- Isolation class II, no F.G.
- Class 2 power unit / Pass LPS (only for 16W/25W)
- Protections: Short Circuit / Over Temp.
- 3 years warranty



PLD Spec

PCD Spec

## Models

| Model No. | PLD-16 | PLD-25 (Note1) | PLD-40 | PLD-60 |
|---|---|---|---|---|
| Output (mA) | 350☐ | 350 | 350B | 500B |
| | 700☐ | 700 | 500B | 700B |
| | 1050☐ | 1050 | 700B | 1050B |
| | 1400☐ | 1400 | 1050B | 1400B |
| | | | 1400B | 1750B |
| | | | 1750B | 2000B |
| | | | | 2400B |
| Dimension (mm) | 84x57x29.5 | | 128x60x31.5 | |

| Model No. | PCD-16 | PCD-25 | PCD-40 | PCD-60 |
|---|---|---|---|---|
| Output (mA) | 350☐ | 350☐ | 350B | 500B |
| | 700☐ | 700☐ | 500B | 700B |
| | 1050☐ | 1050☐ | 700B | 1050B |
| | 1400☐ | 1400☐ | 1050B | 1400B |
| | | | 1400B | 1750B |
| | | | 1750B | 2000B |
| | | | | 2400B |
| Dimension (mm) | 84x57x29.5 | | 128x60x31.5 | |

☐= A or B A-Type: 90~135VAC, B-Type: 180~295VAC

Note1: PLD-25 AC input: 90~295VAC

# OWA/GSV Series 60~200W / 30~60W

## OWA Features

- Constant voltage + constant current modes
- Universal AC input: 90~264VAC
- Built-in active PFC function (except for OWA-60)
- Fully encapsulated with IP67 level
- Isolation class II, no F.G.
- Comply with EU ErP and CoC Version 5
- Energy efficiency Level VI
- No load power consumption <0.15W
- Protections: Short Circuit / Overload / Over Voltage / Over Temp.
- 5 years warranty

## GSV Features

- Constant voltage output
- AC 180~264V input
- Built-in active PFC function
- Meet BS EN61347 regulation
- Isolation class II, no F.G.
- Class 2 power unit
- No load power consumption <0.5W
Protections: Short Circuit / Overload / Over Voltage
- 3 years warranty

DC plug

Various DC plugs & accessories available, scan the QR code for details.



OWA Spec



GSV Spec

## Models

| Model No. | OWA-60(E/U) | OWA-90(E/U) | OWA-120(E/U) | OWA-200(E/U) |
|---|---|---|---|---|
| Output (V) | 12 | 12 | 12 | 12 |
| | 15 | 15 | 15 | 20 |
| | 20 | 20○ | 20 | 24 |
| | 24 | 24○ | 24 | 36 |
| | 30 | 30○ | 30 | 42 |
| | 36 | 36○ | 36 | 48 |
| | 42 | 42○ | 42 | 54 |
| | 48 | 48○ | 48 | |
| | 54 | 54○ | 54 | |
| Dimension (mm) | 130x53x35 | 171x63x37.5 | 191x63x37.5 | 195x68x39.5 |

E: European 2P , U: American 2P
○=Blank/P1M Blank: Power DIN 4P with lock type for 12~54V
P1M: 2.5φx5.5φx11mm/C+, tuning fork type for 20~54V

| Model No. | GSV30 | GSV60 |
|---|---|---|
| Output (V) | □12-P1J | □12-P1J |
| | □24-P1J | □24-P1J |
| | □48-P1J | □48-P1J |
| Dimension (mm) | 75.5x32x47.5 | 75.5x32x47.5 |

□= E/I E: European 2 pin I: Interchangeable type available by request. (AC plug order separately)

# 25~60W XLN/XLC Series

## XLN Features

- Comply IEC62386 DALI-2. Part 101/102/207/251.
- Output current adjustable by NFC
- Constant voltage and constant current types available
- Dimming with 3 in 1 / DALI-2 / Push-dim.
- Wide AC input: 90~305VAC
- Standby power consumption <0.5W
- Fully encapsulated with IP67 level
- Isolation class II/2, no F.G.
- Protections: Short Circuit / Overload / Over Voltage / Over Temp.
- 5 years warranty

## XLC Features

- Comply IEC62386 DALI-2. Part 101/102/207/251.
- Output current adjustable by dip-switch or NFC
- Constant voltage and constant current types available
- Dimming with 3 in 1/DALI-2/Push-dim.
- Wide AC input: 90~305VAC
- Standby power consumption <0.5W
- Built-in or Independent Controlgear (Optional)
- Isolation class II/2, no F.G.
- Protections: Short Circuit / Overload / Over Voltage / Over Temp.
- 5 years warranty



XLN-25~60W



XLC-25~60W



XLC-25~60W-S

## Models

| Model No. | XLN-25-H-□ | XLN-40-H-□ | XLN-60-H-□ |
|---|---|---|---|
| Output | 12V/2.1A<br>24V/1.05A | 12V/3.4A<br>24V/1.7A | 12V/5A<br>24V/2.5A<br>48V/1.25A |
| | H: 9~54V<br>0.3~1.05A | H: 9~54V<br>0.6~1.4A | H: 9~54V<br>0.9~1.7A |
| Dimension (mm) | 114x44x32 | | 141.5x49x32 |

□= Blank, B, DA2; Blank: without dimming B: with 3 in 1 dimming DA2: with DALI-2 dimming

| Model No. | XLC-25-H-□○△ | XLC-40-H-□○△ | XLC-60-H-□○△ |
|---|---|---|---|
| Output (V) | 12V/2.1A<br>24V/1.05A | 12V/3.4A<br>24V/1.7A | 12V/5A<br>24V/2.5A<br>48V/1.25A |
| | H: 9~54V<br>0.3~1.05A | H: 9~54V<br>0.6~1.4A | H: 9~54V<br>0.9~1.7A |
| Dimension (mm) | 107x40x32 (147x40x32) | | 136x45x32 (176x45x32) |

□ = Blank, B, DA2 Blank: Without Dimming B: With 3 in 1 dimming DA2: With DALI-2 dimming
○ = Blank, S Blank: Without strain-relief S: With strain-relief
△ = Blank, N Blank: With DIP switch N: With NFC settings (Optional)
Note: 25/40W constant voltage types without dimming

# LCM Series 25~60W

## Features



- Constant current mode
- Multiple-stage output current level selectable by DIP switch
- Multiple dimming functions available:
  3 in 1 dimming / DALI / DALI-2 / KNX / IoT
- Isolation class II, no F.G.
- Power supplies synchronization function up to 10 units
- 12V/50mA auxiliary output for LCM-40/60
- DALI device type (DT6) and device type 8 (DT8) available
- Protections: Short Circuit / Over Voltage
  (only for LCM-40/60) / Over Temp.
- 3 years warranty
- 5 years warranty (only for LCM-40TW)

LCM-25 LCM-40 LCM-60 LCM-40TW

## Models

| Model No. | LCM-25○ | LCM-40○ | LCM-60○ | LCM-40TW NEW |
|---|---|---|---|---|
| Input (V) | 180~277 | 180~295 | 180~295 | 180~277 |
| Output (mA) | 350 | 350 | 500 | 500 |
| | 500 | 500 | 600 | 600 |
| | 600 | 600 | 700 | 700 |
| | 700 | 700 | 900 | 800 |
| | 900 | 900 | 1050 | 900 |
| | 1050 | 1050 | 1400 | 1050 |
| Dimension (mm) | 105x68x23 | 123.5x81.5x23 | | |

○= Blank、DA、DA2、IoT、KN
Blank: with 3 in 1 dimming function(0~10Vdc, 10V PWM signal and resistance )
DA/DA2: DALI/DALI-2 control　　IoT: Bluetooth dimming　　KN: KNX control
TW: DALI-2 control with tunable white function
IoT wireless module brand and solution

| Brand | Solution | Wireless standard | Note |
|---|---|---|---|
| Casambi | BLE | Bluetooth low energy mesh 2.4GHz protocol | By request |
| Tuya | TY1 | Bluetooth low energy mesh 2.4GHz protocol | By request |
| Silvair | SVA | Bluetooth low energy mesh 2.4GHz protocol | By request |

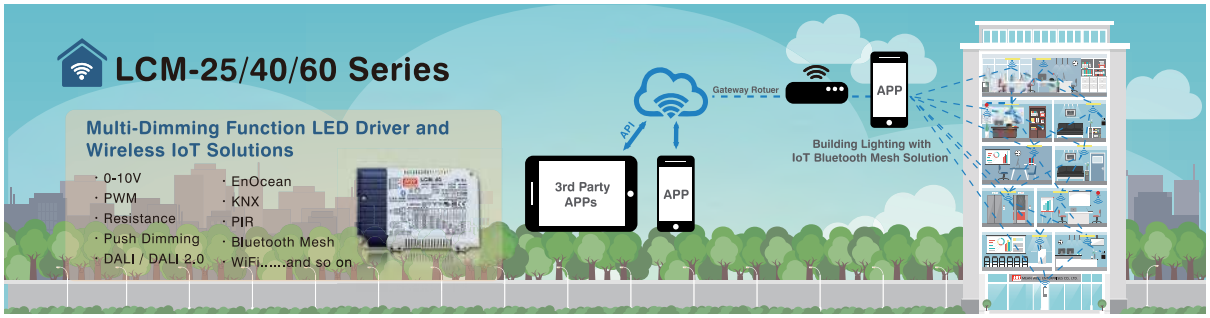

# 50~150W & 35~80W SLD/LDC Series

## SLD Features

- Constant voltage + constant current mode output
- Universal AC input: 110~305VAC
- Built-in active PFC function
- Plastic housing with Class II design
- Class 2 power unit (Except for SLD-80-12)
- Slim and linear housing design
- Meet with BS EN61347/EN60335 regulations
- No load power consumption<0.5W
- Protections: Short Circuit / Over Current / Over Voltage / Over Temp.
- 3 years warranty
- 5 years warranty (only for SLD-150)



SLD Spec

## LDC Features

- Constant power mode
- Full power at 70~100% current
- Linear metal housing
- SELV and Isolated design
- Class 2 power unit
- Built-in active PFC function
- Flicker-free design
- No load power consumption<0.5W
- Multiple types for choice: 3 in 1, DALI
- Protections: Short Circuit / Over Voltage / Over Temp.
- 5 years warranty



LDC Spec

## Models

(Except for 150W)

| Model No. | SLD-50 | SLD-80 | SLD-150 NEW |
|---|---|---|---|
| Output (V/mA) | 12V | 12V | 12V |
| | 24V | 24V | 24V |
| | 56V/0.9~1.4A | 56V/1.4~2.1A | 56V(48V)/2.6~4.1A |
| Dimension (mm) | 280x30x16.8 | 320x30x16.8 | 330x35x22 |

(LDC-55)

| Model No. | LDC-35□ | LDC-55□ | LDC-80□ |
|---|---|---|---|
| Output (V) | 27~56 | 27~56 | 27~56 |
| Output (mA) | 300~1000 | 500~1600 | 700~2100 |
| Dimension (mm) | 280x30x21 | 320x30x21 | 360x30x21 |

□= Blank, B, DA, DA2 (LDC-55 only)

Blank: Non dimming

B: 3 in 1 dimming function (0~10Vdc, 10V PWM signal and resistance)

DA: DALI, push dimming

DA2: DALI-2, push dimming

SHYLON®
CERTIFIED PARTNER



# Metal Case


12 XLG (20~320W)
13 XLG-DA2 (50~320W)
14 ELG (75~300W)
14 ELG-C (75~300W)
15 HLG (40~600W)
16 HLG-C (60~480W)
17 HVG (65~480W)
18 HVGC (65~1000W)
19 ERP (200~350W)
19 ERPF(400W)
20 HBG (60~240W)
20 HBGC (300W)
20 XBG (100~240W)


## Application



# 20~320W XLG Series

## Features

- Constant power mode output (XLG-25~320)
- Constant current mode (XLG-20 only)
- Full power at 70~100% current
- Universal AC input: 100~305VAC
- Metal case with IP67
- Built-in active PFC function
- Class 2 power unit (XLG-20~100)
- Surge protection with 6KV/4KV (10KV/6KV available)
- India (EESL) version with input over voltage protection; can survive input voltage stress of 440Vac for 48 hours
- Multiple models for choice, see P.33 for more details
- Protections: Short Circuit / Over Current / Over Voltage / Over Temp.
- 5 years warranty



XLG Spec

## Models

| Output \ Model No. | 12○ | 24○ | L○ | M○ | H○ | V○ | Dimension (mm) |
|---|---|---|---|---|---|---|---|
| XLG-20 | | | 32.4~54V, 0.35A | 25.2~42V, 0.5A | 18~30V, 0.7A | | 95x63x30 |
| XLG-25☐ | | | | | 22~54V, 0.25~1.05A | | 105x63x30 |
| XLG-50☐ | | | | | 22~54V, 0.53~2.1A | | 105x63x30 |
| XLG-75☐ | 8.4~12V, 5A | 16.8~24V, 3.1A | 53~107V, 0.35~1.05A | | 27~56V, 0.65~2.1A | | 140x63x32 |
| XLG-100☐ | 8.4~12V, 4~8A | 16.8~24V, 2~4A | 71~142V, 0.35~1.05A | | 27~56V, 0.875~2.78A | | 140x63x32 |
| XLG-150☐ | 8.4~12V, 6.5~12.5A | 16.8~24V, 3.2~6.25A | 120~214V, 0.35~1.05A | 60~107V, 0.7~2.1A | 27~56V, 1.4~4.17A | | 180x63x35.5 |
| XLG-200☐ | 8.4~12V, 8~16A | 16.8~24V, 4.15~8.3A | 142~285V, 0.35~1.05A | | 27~56V, 1.75~5.55A | | 199x63x35.5 |
| XLG-240☐ | | | 178~342V, 0.35~1.05A | 90~171V, 0.7~2.1A | 27~56V, 2.4~6.66A | | 219x63x35.5 |
| XLG-320☐ | | | 150~300V, 0.5~1.4A | 74~148V, 2.1~2.8A | 30~56V, 5.57~7.42A | 24V/13A 12V/18A | 246x77x39.5 |

☐= Blank/I Blank: For standard version I: For India version ○= Blank/A /B/AB 12V/24V without dimming

For more details, please refer to P.33

| Model No. | Output(V/A) | Dimension (mm) |
|---|---|---|
| XLG-240-48-ABV NEW | 43.2~52.8V/5A | 219x63x35.5 |
| XLG-320-48-ABV NEW | 43.2~52.8V/6.5A | 246x77x39.5 |

# XLG-DA2 Series 50~320W

## Features

- Wide input range 100~305VAC (Class I)
- Full power output at 70~100%
  constant power mode operation
- Metal case with IP67, suitable for outdoor application
- Surge protection with 6KV/4KV
- DALI-2 Dimming with minimum level 8%
- 12V / 250mA auxiliary power available
  (Optional, except XLG-50~100)
- India(EESL) version with input over voltage protection;
  can survive input voltage stress of 440Vac for 48 hours
- Protection functions: SCP/OTP
- Life time >50,000 hrs
- 5 years warranty



XLG-DA2

## Models

| Output \ Model No. | L○ | M○ | H○ | Dimension (mm) |
|---|---|---|---|---|
| XLG-50□ | 60~142V,0.3~0.7A | | 25~56V,0.5~1.4A | 105x63x30 |
| XLG-75□ | 53~107V,0.35~1.05A | | 27~56V,0.7~2.1A | 140x63x32 |
| XLG-100□ | 71~142V,0.35~1.05A | | 27~56V,0.875~2.78A | 140x63x32 |
| XLG-150□ | 120~214V,0.35~1.05A | 60~107V,0.7~2.1A | 27~56V,1.4~4.17A | 180x63x35.5 |
| XLG-200□ | 142~285V,0.35~1.05A | | 27~56V,1.75~5.55A | 199x63x35.5 |
| XLG-240□ | 178~342V,0.35~1.05A | 90~171V,0.7~2.1A | 27~56V,2.4~6.66A | 219x63x35.5 |
| XLG-320□ | 150~300V,0.5~1.4A | 74~148V,1.05~2.8A | 30~56V,2.8~7.42A | 246x77x39.5 |

□ = Blank/I  Blank: For standard version  I: For India version
○ = DA2, DA2-A
DA2: DALI-2 dimming function
DA2-A: DALI-2 dimming function with 12V/250mA auxiliary available (Optional) (150~320W)

# 75~300W ELG/ELG-C/ELGC Series

## Features

- Constant voltage+constant current modes (ELG series)
  Constant current mode (ELG-C series)
  Constant power mode (ELGC-300 series)
- Universal AC input: 100~305VAC
- Metal case with IP67
- Meet 6KV surge immunity level (IEC61000-4-5)
- Type HL LED Driver for use in Class I,
  Division 2 hazardous location luminaires
- No load / Standby power consumption <0.5W
- Multiple models for choice, see P.33 for more details
- Protections: Short Circuit / Over Current /
  Over Voltage / Over Temp.
- 5 years warranty



ELG Spec | ELG-C Spec | ELGC Spec

## Models

(ELGC-300)

| Model No. | ELG-75 | ELG-100 | ELG-150 | ELG-200 | ELG-240 | ELG-300 |
|---|---|---|---|---|---|---|
| Output (V) | 12○-□ | 24○-□ | 12○-□ | 12○-□ | 24○-□ | 12A |
| | 24○-□ | 36○-□ | 24○-□ | 24○-□ | 36○-□ | 24A |
| | 36○-□ | 42○-□ | 36○-□ | 36○-□ | 42○-□ | |
| | 42○-□ | 48○-□ | 42○-□ | 42○-□ | 48○-□ | |
| | 48○-□ | 54○-□ | 48○-□ | 48○-□ | 54○-□ | |
| | | | 54○-□ | 54○-□ | | |
| Dimension (mm) | 180x63x35.5 | 199x63x35.5 | 219x63x35.5 | 244x71x37.5 | | 246x77x39.5 |

| Model No. | ELG-75-C | ELG-100-C | ELG-150-C | ELG-200-C | ELG-240-C |
|---|---|---|---|---|---|
| Output (mA) | 350○-□ | 350○-□ | 500○-□ | 700○-□ | 700○-□ |
| | 500○-□ | 500○-□ | 700○-□ | 1050○-□ | 1050○-□ |
| | 700○-□ | 700○-□ | 1050○-□ | 1400○-□ | 1400○-□ |
| | 1050○-□ | 1050○-□ | 1400○-□ | 1750○-□ | 1750○-□ |
| | 1400○-□ | 1400○-□ | 1750○-□ | 2100○-□ | 2100○-□ |
| | | | 2100○-□ | | |
| Dimension (mm) | 180x63x35.5 | 199x63x35.5 | 219x63x35.5 | 244x71x37.5 | |

| Model No. | Output (V) | Output(mA) | | Dimension (mm) |
|---|---|---|---|---|
| | | 100~180VAC | 200~305VAC | |
| ELGC-300-L-○ | 116~232 | 650~1700 | 650~2000 | 246x77x39.5 |
| ELGC-300-M-○ | 58~116 | 1300~3400 | 1300~4000 | |
| ELGC-300-H-○ | 29~58 | 2600~6800 | 2600~8000 | |

□=Blank, 3Y; Blank: 2-wire input for standard mode; 3Y: 3-wire input for standard mode
○=Blank , A , B (ELGC-300 except), AB , D2, Dx,DA (ELG only) , ADA(ELGC-300 only)
For more details, please refer to P.33

# HLG Series 40~600W

## Features



- Constant voltage+constant current modes
- Wide AC input: 90~305VAC
- Metal housing with Class I design
- High efficiency up to 94%
- Meet 4KV surge immunity level (IEC61000-4-5)
- Type HL LED driver for use in Class I, Division 2 hazardous location luminaires
- Class 2 power unit (HLG-40H~100H)
- Multiple models for choice, see P.33 for more details
- Protections: Short Circuit / Over Current / Over Voltage / Over Temp.
- 7 years warranty

HLG Spec

## Models

| Model No. | HLG-40H | HLG-60H | HLG-80H | HLG-100H | HLG-120H | HLG-150H |
|---|---|---|---|---|---|---|
| Output (V) | 12☐ | 15☐ | 12☐ | 20☐ | 12☐ | 12☐ |
| | 15☐ | 20☐ | 15☐ | 24☐ | 15☐ | 15☐ |
| | 20☐ | 24☐ | 20☐ | 30☐ | 20☐ | 20☐ |
| | 24☐ | 30☐ | 24☐ | 36☐ | 24☐ | 24☐ |
| | 30☐ | 36☐ | 30☐ | 42☐ | 30☐ | 30☐ |
| | 36☐ | 42☐ | 36☐ | 48☐ | 36☐ | 36☐ |
| | 42☐ | 48☐ | 42☐ | 54☐ | 42☐ | 42☐ |
| | 48☐ | 54☐ | 48☐ | | 48☐ | 48☐ |
| | 54☐ | | 54☐ | | 54☐ | 54☐ |
| Dimension (mm) | 171x61.5x36.8 | | 195.6x61.5x38.8 | 220x68x38.8 | | 228x68x38.8 |

| Model No. | HLG-185H | HLG-240H | HLG-320H | HLG-480H | HLG-600H |
|---|---|---|---|---|---|
| Output (V) | 12☐ | 12☐ | 12☐ | 24☐ | 12☐ |
| | 15☐ | 15☐ | 15☐ | 30☐ | 15☐ |
| | 20☐ | 20☐ | 20☐ | 36☐ | 20☐ |
| | 24☐ | 24☐ | 24☐ | 42☐ | 24☐ |
| | 30☐ | 30☐ | 30☐ | 48☐ | 30☐ |
| | 36☐ | 36☐ | 36☐ | 54☐ | 36☐ |
| | 42☐ | 42☐ | 42☐ | | 42☐ |
| | 48☐ | 48☐ | 48☐ | | 48☐ |
| | 54☐ | 54☐ | 54☐ | | 54☐ |
| Dimension (mm) | 228x68x38.8 | 244x68x38.8<br>C-Type: 251x68x38.8 | 252x90x43.8 | 262x125x43.8 | 280x144x48.5 |

☐ = A, B, AB, C (240W/320W only), D (40~480W), D2 & D x (480W only), BL (80W only), Blank (40~320W)

For more details, please refer to P.33

# 60~480W HLG-C Series

## Features

- Constant current mode
- Wide AC input: 90~305VAC
- Metal housing with Class I design
- High efficiency up to 95%
- Type HL LED driver for use in Class I, Division 2 hazardous location luminaires
- Multiple models for choice, see P.33 for more details
- Protections: Short Circuit / Over Voltage / Over Temp.
- 7 years warranty



HLG-C Spec

## Models

| Model No. | HLG-60H-C | HLG-80H-C | HLG-120H-C | HLG-185H-C |
|---|---|---|---|---|
| Output (mA) | 350☐ | 350☐ | 350☐ | 500☐ |
| | 700☐ | 700☐ | 500☐ | 700☐ |
| | | | 700☐ | 1050☐ |
| | | | 1050☐ | 1400☐ |
| | | | 1400☐ | |
| Dimension (mm) | 171x61.5x36.8 | 195.6x61.5x38.8 | 220x68x38.8 | 228x68x38.8 |

| Model No. | HLG-240H-C | HLG-320H-C | HLG-480H-C |
|---|---|---|---|
| Output (mA) | 700☐ | 700☐ | 1400☐ |
| | 1050☐ | 1050☐ | 1750☐ |
| | 1400☐ | 1400☐ | 2100☐ |
| | 1750☐ | 1750☐ | 2800☐ |
| | 2100☐ | 2100☐ | 3500☐ |
| | | 2800☐ | |
| | | 3500☐ | |
| Dimension (mm) | 244.2x68x38.8 | 252x90x43.8 | 262x125x43.8 |

☐ = A, B, AB, D (60~185W), D2 & D x (240~480W), DA (320W only)

For more details, please refer to P.33

# HVG Series 65~480W

## Features



- Constant voltage+constant current modes
- Wide AC input: 180~528VAC
- Metal housing with Class I design
- Type HL LED driver for use in Class I, Division 2 hazardous location luminaires (except HVG-65)
- Multiple models for choice, see P.33 for more details
- Protections: Short Circuit / Over Current / Over Voltage / Over Temp.
- 5 years warranty

HVG Spec

## Models

| Model No. | HVG-65 | HVG-100 | HVG-150 |
|---|---|---|---|
| Output (V) | 12☐ | 15☐ | 12☐ |
| | 15☐ | 20☐ | 15☐ |
| | 20☐ | 24☐ | 20☐ |
| | 24☐ | 30☐ | 24☐ |
| | 30☐ | 36☐ | 30☐ |
| | 36☐ | 42☐ | 36☐ |
| | 42☐ | 48☐ | 42☐ |
| | 48☐ | 54☐ | 48☐ |
| | 54☐ | | 54☐ |
| Dimension (mm) | 189x61.5x36.8 | 236x68x38.8 | 245x68x38.8 |

| Model No. | HVG-240 | HVG-320 | HVG-480 |
|---|---|---|---|
| Output (V) | 24☐ | 24☐ | 24☐ |
| | 30☐ | 30☐ | 30☐ |
| | 36☐ | 36☐ | 36☐ |
| | 42☐ | 42☐ | 42☐ |
| | 48☐ | 48☐ | 48☐ |
| | 54☐ | 54☐ | 54☐ |
| Dimension (mm) | 254.2x68x38.8 | 262x90x43.8 | 262x125x43.8 |

☐ = A, B, AB, D (65~150W), D2 & D x (240~480W)

For more details, please refer to P.33

# 65~1000W HVGC Series

## Features



- Constant current mode (HVGC-65~320)
- Constant power mode (HVGC-480~1000)
- Wide AC input: 180~528VAC
- Metal housing with Class I design
- High efficiency up to 95.5%
- Type HL LED driver for use in Class I, Division 2 hazardous location luminaires (except HVGC-65/100/1000)
- Multiple models for choice, see P.33 for more details
- Auxiliary DC output available
- Protections: Short Circuit / Over Voltage / Over Temp.
- 5 years warranty

HVGC Spec

## Models

| Model No. | HVGC-65 | HVGC-100 | HVGC-150 | HVGC-240 | HVGC-320 |
|---|---|---|---|---|---|
| Output (mA) | 350☐ | 350☐ | 350☐ | 700☐ | 700☐ |
| | 500☐ | 700☐ | 500☐ | 1050☐ | 1050☐ |
| | 700☐ | | 700☐ | 1400☐ | 1400☐ |
| | 1050☐ | | 1050☐ | 1750☐ | 1750☐ |
| | | | 1400☐ | 2100☐ | 2100☐ |
| | | | | 2800☐ | 2800☐ |
| | | | | 3500☐ | 3500☐ |
| Dimension (mm) | 189x61.5x36.8 | 236x68x38.8 | 245x68x38.8 | 254.2x68x38.8 | 262x90x43.8 |

| Model No. | HVGC-480 | | HVGC-650 | | HVGC-1000 | |
|---|---|---|---|---|---|---|
| Output (V/mA) | L-☐ | 137~343, 1400~1750 | ○-L-☐ | 93~232, 2800~3500 | ○-L-☐ | 150~380, 1320~3280 |
| | M-☐ | 92~228.5, 2100~2625 | ○-M-☐ | 62~155, 4200~5250 | ○-M-☐ | 95~240, 2100~5250 |
| | H-☐ | 68~171.5, 2800~3500 | ○-H-☐ | 47~116, 5600~7000 | ○-H-☐ | 70~180, 2800~7000 |
| | | | ○-U-☐ | 24~58, 11200~14000 | | |
| Dimension (mm) | 262x125x43.8 | | 280x144x48.5 | | 310x144x48.5 | |

○ = Blank (650W only), A  Blank: without auxiliary function (12V@200mA) ; A: with auxiliary DC output power
☐ = Blank (480W only), A (65~320W), B (65~320W), AB, D (65~150W), D2 & D x (240~1000W), DA (650W,100W), ADA (480W only)
For more details, please refer to P.33

# ERP(F) Series 200~400W

## Features

- Constant voltage mode
- Withstand 300VAC surge input for 5 secs.
- Metal case design
- Design against rain splash
- Built-in active PFC function (ERPF series)
- Cooling by free air convection
- LED indicator for power on
- 3 years warranty



ERP Spec

ERPF Spec

## Models

| Model No. | ERP-200 | ERP-350 | ERPF-400 |
|---|---|---|---|
| Input (V) | 180~264 | 180~264 | 90~264 |
| Output(V/A) | 12V/16.8A | 12V/26.7A | 12V/30A |
| | 24V/8.3A | 24V/14.6A | 24V/16.7A |
| | | 36V/9.7A | 48V/8.3A |
| | | 48V/7.3A | |
| Dimension (mm) | 200x120x40 | 220.4x130x48 | 220.4x130x48 |

# 60~300W HBG(C)/XBG Series

## HBG Features

- Constant current mode (HBG-60/100)
  Constant voltage+constant current modes (HBG-160/200/240)
  Constant power mode, full power at 60~100% current (HBGC-300)
- Wide AC input: 90~305VAC
- Circular metal housing with Class I design (except for HBG-60)
- Fully isolated plastic case (only for HBG-60)
- Built-in active PFC function
- Multiple models for choice, see P.33 for more details
- Protections: Short Circuit / Over Current (HBG-100~240)/ Over Voltage (except for HBG-60)/ Over Temp.
- 5 years warranty



HBG Spec

## XBG Features

- Constant power mode
- Full power at 70~100% current
- Wide AC input: 100~305VAC
- Built-in active PFC function
- Circular metal housing design with IP67
- AC input cable with connector type for flexible installation
- Isolation design between output and dimming circuit
- Multiple models for choice, see P.33 for more details
- Protections: Short Circuit / Over Voltage / Over Temp.
- 5 years warranty



XBG Spec

## Models

| Model No. | HBG-60 | HBG-100 | HBG-160 | HBG-200 | HBG-240 | HBGC-300 | | |
|---|---|---|---|---|---|---|---|---|
| | | | | | | L-☐ | M-☐ | H-☐ |
| Output | 1050mA | 24☐ | 24☐ | 36☐ | 24☐ | 116~232V, 0.65~2.17A | 58~116V, 1.3~4.33A | 29~58V, 2.6~8.07A |
| | 1400mA | 36☐ | 36☐ | 48☐ | 36☐ | | | |
| | 2100mA | 48☐ | 48☐ | 60☐ | 48☐ | | | |
| | | 60☐ | 60☐ | | 60☐ | | | |
| Dimension (DxH mm) | ϕ110x 60.5 | ϕ130x 66.5 | ϕ151.68x 66.5 | ϕ151.68x 66.5 | ϕ191.5x 69 | ϕ191.5x 69 | | |

☐ = Blank, A, B, AB, DA (100~240W), ADA (300W only)
For more details, please refer to P.33

| Model No. | XBG-100-☐-○ | XBG-160-☐-○ | XBG-240-☐-○ |
|---|---|---|---|
| Output | 27~56V, 0.875~2.78A | 34~56V, 1.425~4.1A | 30~60V, 2.85~5.7A |
| Dimension (DxH mm) | ϕ130x 56 | ϕ151.5x 60 | ϕ191x 63 |

☐ = A, AB
For more details, please refer to P.33
○ = Blank, C  Blank: AC input with fixed cable  C: AC input with connector




# PCB Type

22 | PLP (30~60W)
23 | HBG-P (60~240W)

## Application

Indoor | Outdoor | Bay Light | Explosion proof light | Flood Light

# 30~80W PLP Series

## PLP Features

- Constant current mode
- Universal AC input : 90~264VAC
- Class 2 power unit / Pass LPS
- Built-in active PFC function
- Protections: Short Circuit / Over Current / Over Voltage
- 2 years warranty



PLP Spec

## Models

| Model No. | PLP-30 | PLP-60 |
|---|---|---|
| Output (V/mA) | 12, 0~2.5 | 12, 0~5 |
| | 24, 0~1.3 | 24, 0~2.5 |
| | 48, 0~0.63 | 48, 0~1.3 |
| Dimension (mm) | 101.6x50.6x26.6 | 101.6x50.8x29.6 |

# HBG-P Series 60~240W

## Features

- Constant current mode (HBG-60P/100P)
- Constant voltage+constant current modes (HBG-160P/240P)
- Wide AC input : 90~305VAC (up to 295VAC for HBG-60P)
- Circular shaped PCB design
- Built-in active PFC function
- High efficiency up to 93.5%
- Multiple models for choice, see P.33 for more details
- Protections: Short Circuit / Over Temp.
- 5 years warranty



HBG-P Spec

## Models

| Model No. | HBG-60-P | HBG-100-P | HBG-160-P | HBG-240-P |
|---|---|---|---|---|
| Output (mA/V) | 1050mA | 36☐ | 36☐ | 36☐ |
| | 1400mA | 48☐ | 48☐ | 48☐ |
| | 2100mA | 60☐ | 60☐ | 60☐ |
| Dimension (DxH mm) | ϕ99x 26 | ϕ104x 34 | ϕ124.6x 34 | ϕ144x 31 |

☐=A, B, or DA (100~160W only)



# DC-DC LED Driver & Controller & Accessory


25 DC HOUSE
26 LDH
26 NHDD
27 NLDD
27 LDB
28 LDD
28 LDDS
29 SPD
29 ICL-16R/L
30 PIR-45
30 DAP-04
30 SDP-001
31 DLP-04
31 DLC-02
31 KAA
32 KNX
32 KSI
32 KSR
32 KSC


## Application

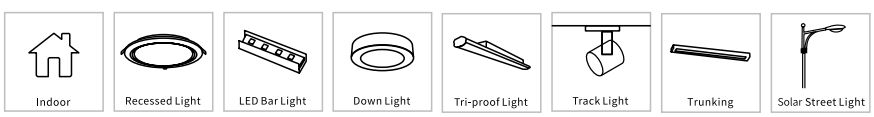

# DC House

As increases in energy costs and demands to reduce fossil-based emissions are accelerating a worldwide call for clean energy and efficient power consumption, the DC House is far beyond a concept but necessary infrastructure. MEAN WELL is proud to introduce a new DC centralized bus for indoor device applications to reduce power loss issue.

With four decades of experience in power supply design and manufacturing, MEAN WELL provides power solutions for DC centralized bus and DC lighting applications with complete enclosed type and DC to DC LED driver product portfolios. The DC centralized bus is easily integrated into a renewable energy system to reduce power consumption and total cost.

Please refer to the below diagram for a brand new "DC WORLD".

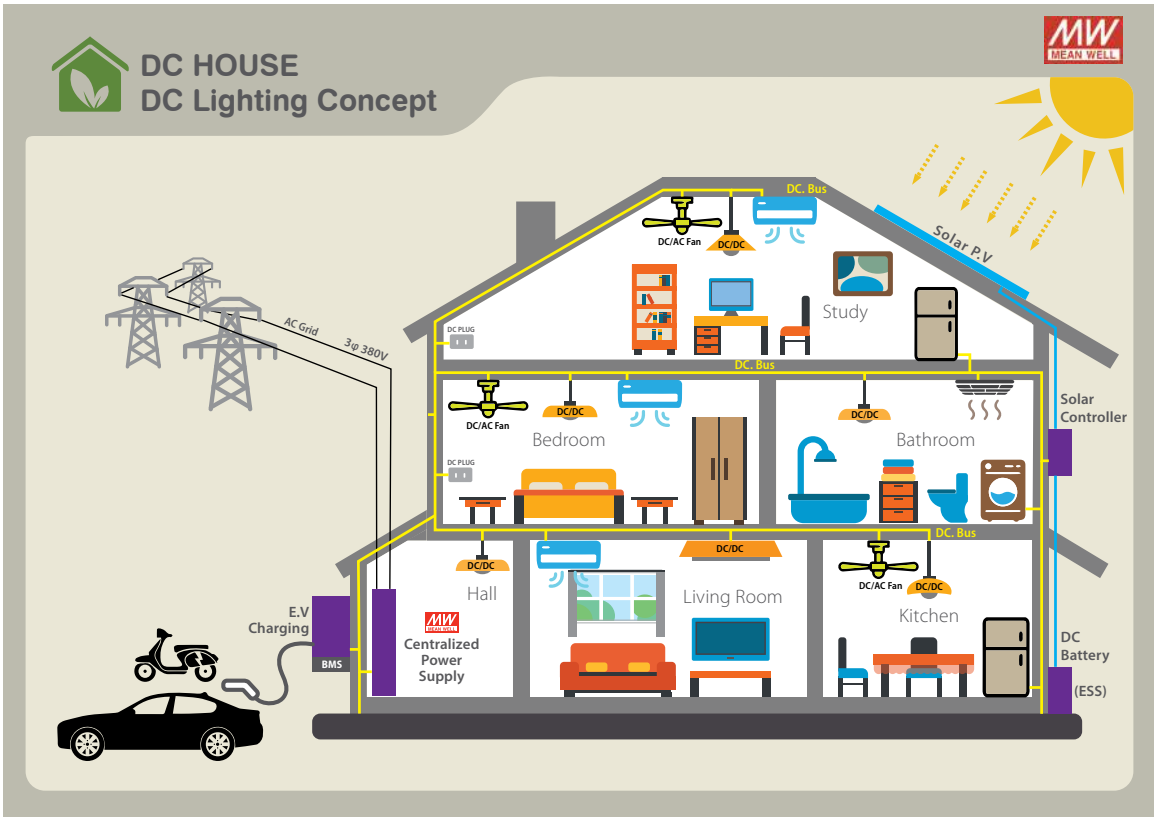


## DC Centralized Bus for Lighting Application Selection Guide

| Voltage type | Front-end (AC to DC Enclosed type) | Back-end (DC to DC LED driver) | Dimming function |
|---|---|---|---|
| Low Voltage bus (48V) | UHP-1500(1Ø3W)<br>RST-5000/10000 (3Ø4W)<br>SHP-10K(3Ø3W) | NLDD-H series<br>LDDS-HWB series<br>LDD-H-DA series | ·PWM<br>·0-10V<br>·DALI |
| High Voltage bus (380V) | UHP-1500(1Ø3W)<br>RST-7K5/15K (3Ø4W)<br>SHP-10K(3Ø3W) | NHDD series | ·PWM<br>·Dim with DAP-04 for DALI system |

Note: For detail enclosed type specification, please refer our industrial power supply catalog.

# LDH/NHDD Series

## LDH Features

- DC/DC step-up converter
- Wide DC input voltage operation 9.5~32V
- High efficiency up to 96%
- Comply with BS EN55015/FCC part 15 for radiation emission without additional input filter and capacitors
- 2 in 1 dimming (0~10V, PWM)
- Class III safety voltage application
- Protections: Short Circuit / Over Voltage / Under Voltage
- 3 years warranty

## NHDD Features

- Constant current mode output
- For DC 380V BUS lighting luminaire
- Driver on Board (DoB) solution available
- Plastic housing and fully encapsolated
- Built-in PWM and remote ON/OFF control
- Protections: Short Circuit / Over Temp.
- 5 years warranty



LDH Spec



NHDD Spec

## Models

| Model No. | LDH-25 | LDH-45A | LDH-45B | LDH-45A-DA | LDH-45B-DA | LDH-65 | NHDD-40 |
|---|---|---|---|---|---|---|---|
| Input (V) | 9.5~32 | 9~18 | 18~32 | 9~18 | 18~32 | 9.5~32 | 360~420 |
| Output (mA/V) | 250□, 12~84 | 350□, 12~86 | 350□, 21~126 | 350□, 24~86 | 350□, 36~126 | 700□, 12~80 | 100□, 350V(typ.) |
| | 350□, 12~72 | 500□, 12~86 | 500□, 21~86 | 500□, 24~86 | 500□, 36~86 | 1050□, 12~60 | |
| | 500□, 12~50 | 700□, 12~64 | 700□, 21~64 | 700□, 24~64 | 700□, 36~64 | 1400□, 12~46 | |
| | 700□, 12~36 | 1050□, 12~43 | 1050□, 21~43 | 1050□, 24~43 | 1050□, 36~43 | 1750□, 12~37 | |
| Dimension (mm) | 52.4x27.2x24 | 75x53x22.7 | | | | 75x53x22.7 | 32.1x20.5x12.5 |

□=Blank, W  Blank: Pin style  W: Wire style
DA: DALI dimming

# NLDD/LDB Series

## NLDD Features

- DC/DC step-down converter
- Constant current output: 350~1400mA
- Wide input voltage: 10~56VDC
- High efficiency up to 96%
- Comply with BS EN/EN61347 and S EN/EN55015 regulation
- Built-in PWM and remote ON/OFF control
- Class III safety voltage application
- Protections: Short Circuit / Over Temp.
- 3 years warranty

## LDB Features

- DC/DC buck-boost converter
- Constant current output: 300~600mA
- Wide input voltage: 9~36VDC
- High efficiency up to 91%
- Comply with BS EN/EN55015 and FCC part15
- Built-in PWM and remote ON/OFF control
- Protections: Short Circuit / Over Temp.
- 3 years warranty



NLDD Spec



LDB Spec

## Models

| Model No. | Input(V) | Output (V) | Output (mA) | Model No. | Input (V) | Output(V) | Output (mA) |
|---|---|---|---|---|---|---|---|
| NLDD-350H○ | 10~56 | 6~52 | 350 | LDB-300L○ | 9~36 | 2~40 | 300 |
| NLDD-500H○ | 10~56 | 6~52 | 500 | LDB-350L○ | 9~36 | 2~40 | 350 |
| NLDD-700H○ | 10~56 | 6~52 | 700 | LDB-500L○ | 9~30 | 2~32 | 500 |
| NLDD-1050H○ | 10~56 | 6~52 | 1050 | LDB-600L○ | 9~28 | 2~30 | 600 |
| NLDD-1200H○ | 10~56 | 6~46 | 1200 | | | | |
| NLDD-1400H○ | 10~56 | 6~46 | 1400 | | | | |
| Dimension (mm) | 32.1x20.5x12.5 | | | Dimension (mm) | 31.8x20.3x12.2 | | |

○=Blank, W  Blank: Pin style  W: Wire style

# LDD/LDDS Series

## LDD Features

- DC/DC step-down converter
- Constant current output: 350~1400mA
- Wide input voltage: 6~50VDC
- High efficiency up to 97%
- Comply with BS EN/EN55015
- Built-in PWM and remote ON/OFF control
- DALI control (DA-Type only)
- Protections: Short Circuit / Over Temp.
- 3 years warranty



LDD Spec

## LDDS Features

- DC/DC step-down converter
- Constant current output: 250~1000mA
- Wide input voltage: 12~56VDC
- High efficiency up to 96%
- Built-in EMI filter, comply with BS EN/EN55015
- Fully enclosed plastic case
- 3 in 1 dimming and remote ON/OFF control
- Protections: Short Circuit / Over Current / Over Temp.
- 5 years warranty



LDDS Spec

## Models

| Model No. | Input (V) | Output (V) | Output (mA) |
|---|---|---|---|
| LDD-350H-□DA | 6~50 | 3~45 | 350 |
| LDD-700H-□DA | 6~50 | 3~45 | 700 |
| LDD-1050H-□DA | 6~50 | 3~45 | 1050 |
| LDD-1400H-□DA | 6~40 | 3~36 | 1400 |
| Dimension (mm) | 40.6x23.5x10.1 | | |

□=Blank, W, S（except for LDD-DA type)
Blank: Pin style　W: Wire style　S: SMD style

| Model No. | Input (V) | Output (V) | Output (mA) |
|---|---|---|---|
| LDDS-250HW□ | 12~56 | 2~45 | 250 |
| LDDS-300HW□ | 12~56 | 2~45 | 300 |
| LDDS-350HW□ | 12~56 | 2~45 | 350 |
| LDDS-500HW□ | 12~56 | 2~45 | 500 |
| LDDS-700HW□ | 12~56 | 2~45 | 700 |
| LDDS-1000HW□ | 12~56 | 2~45 | 1000 |
| Dimension (mm) | 47x12x7 | | |

□=Blank, B
Blank: Without Dimming　B: With 3 in 1 Dimming

# SPD/ICL Series

## SPD 10kA Surge Protection Device

### Features

- UL1449, Type 4, BS EN/IEC61643-11(SPD-10S)
- Line to Ground & Line to Line protected
- Series connection type
- IP67 (SPD-10-320S); IP66 (SPD-10S)
- LED status indicators
- Thermally protected



## SPD 20kA Surge Protection Device

### Features

- UL1449, Type 2 (SPD-20),Type 4 (SPD-20HP) component assemblies
- Line to Ground & Line to Line protected
- Parallel (3 wires) connection style (SPD-20HP)
- Series connection type (SPD-20)
- IP67 (SPD-20); IP66 (SPD-20HP)
- Thermally protected (SPD-20HP)



SPD Spec

### Models

| Model No. | SPD-10-320S | SPD-10S-277S | SPD-20-240P | SPD-20-277P | SPD-20HP-277S | SPD-20HP-480S |
|---|---|---|---|---|---|---|
| Operating Voltage | 120~320VAC | 120~277VAC | 240VAC | 277VAC | 120~277VAC | 347~480VAC |
| Dimension (mm) | 85x37x40 | 56.76x46.36x26 | 90x70x50 | | 71.6x67.7x32 | |

## ICL 16A/28A AC Inrush Current Limiter

### Features:

- 23A inrush limiting current, 16A continuous (ICL-16R/L)
- 48A inrush limiting current, 28A continuous (ICL-28R/L)
- 180~264VAC AC input
- Integrated bypass relay, no simple NTC
- Internal thermal protection
- Installed on DIN Rail TS-35/7.5 or 15 (ICL-16R/28R)
- -30~+70°C wide working temperature
- 3 years warranty



ICL-16R/28R

ICL-16L/28L

ICL Spec

| Model No. | ICL-16R | ICL-16L | ICL-28R | ICL-28L |
|---|---|---|---|---|
| Inrush Current Limiting | 23A | 23A | 48A | 48A |
| AC Continuous Rated Current | 16A | 16A | 28A | 28A |
| Dimension (mm) | 35x90x54.5 | 175x42x24 | 52.5x90x54 | 175x42x24 |

# PIR/DAP/SDP Series

## PIR-045 Photoelectric Motion Sensor

### Features

- Operating voltage: 12~24VDC
- Output dim voltage: High=10V
- Low=1V/2V/3V/5V selected by standby bright
- Sensing angle: <120°~150°
- Sensing distance: ≦6 meters
- Dimming mode: gradually ON and OFF
- Operating temperature: -10~+40°C
- 2 years warranty



D60x H71.3mm

PIR-045

## DAP-04 DALI to PWM Converter

### Features

- Convert DALI signal to PWM signal
- Universal AC input: 90~305VAC
- 4 DALI addressable output channels
- Built-in push dim function
- Linear or logarithm dimming curve selectable (comply with IEC62386-207)
- Dimming range: 1~100%
- Built-in relay for ON/OFF control of LED PSU
- Two models for choice:
- Blank-Type: 4 channels with 4 DALI addresses
- S01-Type: 4 channels with 4 or 1 DALI address selectable
- 3 years warranty



L165x W46x H23mm

DAP-04

## SDP-001 Smart Timer Dimming Programmer

### Features

- For MEAN WELL's LED driver with smart timer dimming function
- Simple connection and configuration
- Push terminal and mini-USB port
- No need of battery or AC power
- LED status indicator



L165x W46x H23mm

SDP-001

# DLP/DLC/KAA Series

## DLP-04L/R DALI Bus Power Supply

### Features

- Universal AC input: 90~264VAC
- Withstand 300VAC surge input for 5 seconds
- Isolation class II
- No load power consumption <0.5W (type L)
- Compact size with 2SU(35mm) width (type R)
- 3 years warranty



**DLP-04R**
W35x H90x D54.5mm



**DLP-04L**
L145x W38x H22mm

DLP Spec

## DLC-02 DALI-2 Controller / KNX-DALI Gateway

### Features

- DALI-2 multi-master application controller
- Universal AC input: 100~277VAC
- Two independent DALI Bus channels with built in
- bus power supply (up to 250mA per bus)
- Connect up to 2x64 DALI ECGs/Driver and up to 2x12 DALI input devices
- LCD display, LED indicators and buttons for local operation
- Built in with 250V/10Ax4 relay
- Easy installation and configuration via PC software or web browser
- KNX to DALI gateway (KNX version)
- 5 years warranty



**DLC-02/DLC-02-KN**
L145x W38x H22mm

DLC-02

## KAA-4R4V/8R KNX LED Actuator / Dimmer

### Features

- Dimming and switching LED driver and conventional electronic ballast (KAA-4R4V)
- Linear or logarithmic dimming curve programable via ETS software (KAA-4R4V)
- 8 channel actuator in a compact size (KAA-8R)
- For AX, C-load, capacitive & inductive of loads (KAA-8R)
- Manual control via panel Push button
- Programmable various time and scene function
- 3 years warranty



**KAA-8R-16S**
**KAA-8R-10S**
**KAA-4R4V-10S**
W70x H90x D57mm

KAA Spec

# KNX System Component

## KNX-20E/40E 640/1280mA KNX Power Supply

### Features

- EIB / KNX power supply with Integrated choke
- AC input: 180~264VAC
- No load power consumption <0.5W
- Safety extra low voltage (SELV)
- Isolation class I
- Over voltage category III
- LED indicator for normal operation, bus reset and bus overload
- Compact size with 3SU/4SU width
- Protections: Short Circuit / Overload (Short-Circuit-Proof) / Over Voltage
- 3 years warranty



**KNX-20E-640**
W52.5x H90x D54.5mm



**KNX-40E-1280**
W72x H90x D57mm

| Model No. | Vout 1 (with choke) | Vout 2 (without choke) | Iout ($I_1 + I_2$) |
|---|---|---|---|
| KNX-20E-640 | Bus, 30V | 30V | 640mA |
| KNX-40E-1280□ | Bus, 30V | 30V | 1280mA |

□=Blank, D ; Blank= Basic function，D= Diagnostic function

KNX Spec

## KSI-01U KNX-USB Interface

### Features

- No additional power supply required
- KNX commissioning addressing and parameters settings
- Long messages support up to 220 byte APDU
- 3 years warranty



W36x H90x D71mm

KSI-01U

## KSR-01IP KNX IP Router

### Features

- No additional power supply required
- 4 KNX IP/TP tunnelings
- Built-in web front-end page
- 3 years warranty



W36x H90x D71mm

KSR-01IP

## KSC-01L KNX LINE Coupler

### Features

- Telegram filtering function
- Long messages support up to 240 byte APDU
- Trace the subline traffic
- 3 years warranty



W36x H90x D71mm

KSC-01L

# Comparison Chart of Metal Case Models

| Series Name | Type | IP | Dimming | Vo / Io Adj | Remark |
|---|---|---|---|---|---|
| XLG-20/25/50/75/100/150/200/240/320 | Blank (25W、50W except) | 67 | | | 20W Standard, 70~300W Option |
| | A | | | Io | Standard |
| | B (20W only) | | 3 in 1 (Note 1) | | |
| | AB (20W except) | | | Io | |
| XLG-50/75/100/150/200/240/320-DA2 | Blank | 67 | | Io | Standard |
| | DA2 | | DALI-2 dimming function | | |
| | DA2-A | | DALI-2 dimming function with 12V/250mA Auxiliary available | | |
| HLG-40H/60H/80H /100H/120H/150H /185H/240H/320H/ 480H/600H | Blank (40~320W) | 67 | | | Standard |
| | A | 65 | | ✓ | |
| | B | 67 | 3 in 1 (Note 2) | | |
| | AB | 65 | 3 in 1 (Note 2) | ✓ | |
| | C (240W/320W only) | | Terminal block I/O | ✓ | Option |
| | D ( 40~480W) | 67 | Timer dimming | | |
| | D2/Dx (480W only) | | Smart Timer dimming/By request | | D2:Standard, Dx:Option |
| | BL (80W only) | 66 | B-Type with junction box, UL8750 LISTED, 3 in 1 (Note 2) | | Option |
| HLG-60H-C/80H-C/120H-C/185H-C/240H-C/320H-C/480H-C | A | 65 | | Io | Standard |
| | B | 67 | 3 in 1 (Note 2) | | |
| | AB | 65 | 3 in 1 (Note 2) | Io | |
| | D (60~185W) | 67 | Timer dimming | | Option |
| | D2/Dx (240~480W) | | Smart Timer dimming/By request | | D2:Standard, Dx:Option |
| | DA (320W only) | | DALI | | Standard |
| ELG-75/100/150/200 /240 ELG-75-C/100-C/150-C/200-C/240-C | Blank | 67 | | | Standard |
| | A | 65 | | ✓/Io(ELG-C) | |
| | B | 67 | 3 in 1 (Note 1) | | |
| | AB | 65 | 3 in 1 (Note 1) | ✓/Io(ELG-C) | |
| | D2/Dx | 67 | Smart Timer dimming/By request | | D2:Standard, Dx:Option |
| | DA | | DALI | | Standard |
| ELG-300 | A | 67 | | Io | Standard |
| ELGC-300 | Blank | 67 | | | Standard(ELGC-300 Option) |
| | A | | | Io | Standard |
| | AB | | 3 in 1 (Note 1) | Io | |
| | D2/Dx | | Smart Timer dimming/By request | | D2:Standard, Dx:Option |
| | ADA | | DALI-2 | Io | |
| XBG-100/160/240 | A | 67 | | Io | Standard |
| | AB | | 3 in 1 (Note 1) | | |
| HBG-60/60P | | | | | Standard |
| HBG-100/160/200/240 | Blank | 67 | | | |
| | A | 65 | | Io | |
| | B | 67 | 3 in 1 (Note 2) | | |
| | AB | 65 | 3 in 1 (Note 2) | Io | |
| | DA | 67 | DALI | | |
| HBG-100P/160P/240P | A | | | Io | Standard |
| | B | | 3 in 1 (Note 2) | | |
| | DA(240P except) | | DALI | | |
| HBGC-300 | A | 67 | | Io | Standard |
| | AB | | 3 in 1 (Note 2) | | |
| | ADA | | DALI-2 | | |
| HVG-65/100/150/240/320/480 | A | 65 | | ✓ | Standard |
| | B | 67 | 3 in 1 (Note 1) | | |
| | AB | 65 | | ✓ | |
| | D (65~150W) | 67 | Timer dimming | | Option |
| | D2/Dx (240~480W) | 67 | Smart Timer dimming/By request | | |
| HVGC-65/100/150/240/320/480/650/1000 | Blank (480W only) | 67 | | | Option |
| | A (65~320W) | 65 | | Io | Standard |
| | B (65~320W) | 67 | 3 in 1 (Note 1) | | |
| | AB | 65 | | Io | |
| | D (65~150W) | 67 | Timer dimming | | Option |
| | D2/Dx(240~1000W) | 67 | Smart Timer dimming/By request | | |
| | DA (650W, 1000W) | 67 | 650: DALI 1000: DALI-2 | | |
| | ADA (480W only) | 65 | DALI-2 | Io | Standard |

Note 1: 3 in 1 = 0~10Vdc, 10V PWM signal,or resistance
Note 2: 3 in 1 = 1~10Vdc, 10V PWM signal,or resistance

# Powered by MEAN WELL

MEAN WELL has been cultivating the industrial standard power supply and LED power supply market for many years, and now it is the 3rd largest power supply and the 2nd largest LED driver brand in the world. Many of our equipment and lighting manufacturers see MEAN WELL as their quality assurance, and thus inspired us to implement the joint marketing idea of “PBM” (Powered by MEAN WELL).

As a starting point, we would be inviting high-quality customers who agree with MEAN WELL’ s brand spirit, and provide them the “Powered by MEAN WELL” trademark, and enhance the brand awareness of both parties through various joint marketing methods.

## Services after joining PBM







PBM WEBSITE

# Key Account Membership

## Purpose

As a pioneer in the field of standard power supplies, MEAN WELL keeps the constant goal of improving customer satisfaction. The KAM membership program provides customers with all kinds of support in terms of products, services, and cooperation. Based on the concept of “Trusting Partners for Sustainable Development” and combining SDG sustainable development goals, MEAN WELL invites significant partners to participate and let us create a win-win cooperation for better value.

## Benefits

### First Order Discount

Various discounts for first order based on memebership levels

### SDG Points Reward

Issue points every year according to the transaction quota of the previous year, 0.5%(MAX)

### Instant Service

Enjoy direct and instant services such as online inventory inquiry, online order, transaction records, and global after-sales service.

### Early Bird Offer

Enjoy the prioritized invitation for events like: I love Tamsui River, charity concerts, partner days and other activities