

User Instruction [0146]

FUT035 RF 4 Channel LED Remote Controller

Both color temperature and brightness adjusting

1. Technical Parameters (remote control)

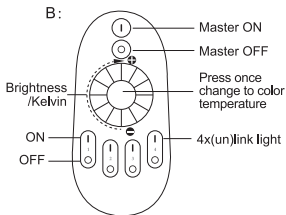
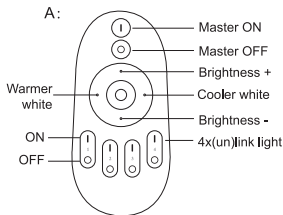
- ① Power supply: AAA battery * 2pcs
- ② Cover material: ABS

2. Technical Parameters (controller)

- ① Working voltage: DC12V-24V
- ② Output control: 2 channels
- ③ Control current: 6A/channel
- ④ Total output Max: 10A
- ⑤ Connecting method: common anode
- ⑥ Dimension: L85*W45*H22mm
- ⑦ Receiving range: 30meters

3. Functions of Keys

4x zone



4. How to use:

- ① Brightness & color temperature adjusting:

Remote A: to adjust all controllers, first press "Master ON" or to adjust individual controllers, then press "Zone ON"; secondly set the adjustment for color temperature or brightness;

Remote B: the default mode is to adjust the brightness, rotating the wheel from left to right, brightness up, from right to left, brightness down. Switch to adjusting the color temperature by pressing the middle button once, left to right, cooler, right to left, warmer.

Brightness: 100%-1%, 11 grades to adjust;

Color temperature: 11 grades to adjust from warm white to cool white;

- ② Night light mode: for individual controllers, press and hold the 'Zone OFF' from one of the 4 Zones. For all controllers, press and hold 'Master OFF'. The lights now consume only 0.4watts.
- ③ Resume function: The previous settings will be resumed while power on again!
- ④ Matching Code:

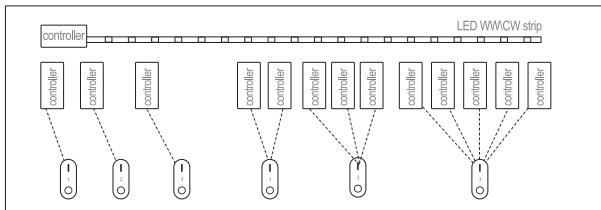
Press one of the "Zone ON" buttons one time within 3 seconds when power on again, the light will blink 3 times if matching is successful;

⑤ Clearing Code:

Press one of the "Zone ON" buttons five times quickly within 3 seconds when power on again, the light will blink ten times if clearing is successful;

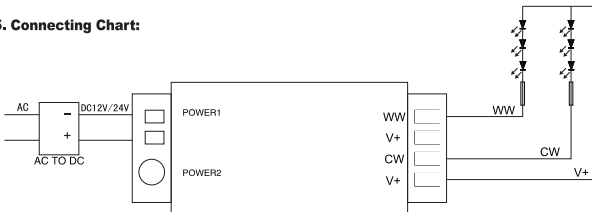
⑥ Grouping:

You can add an endless numbers of controllers to a zone on the 4 channel remote by code-matching to different zones. This way you are completely flexible in creating different group combinations. Below you can see some grouping examples.



Caution: one controller can connect with up to four different remotes;

5. Connecting Chart:



Made in China