



Mi • Light Subordinate New Brand

2.4GHz RGB+CCT LED Downlight

Model No.: FUT060 / FUT065

Features



16 Millions
of colors to choose



Support third party voice control
(2.4GHz gateway is needed)



Color temperature
2700~6500K



2.4GHz RF Remote control
Control distance 30m



Dimmable
Saturation control



Smart phone App control
(WiFi Box or 2.4GHz gateway is needed)

25W RGB+CCT LED Downlight

Model No.: FUT060

Input Voltage: AC100~240V 50/60Hz

Power: 25W

CRI: >80

PF: >0.5

Material: Aluminum

Product Weight: 860g

Color Temperature: 2700K~6500K

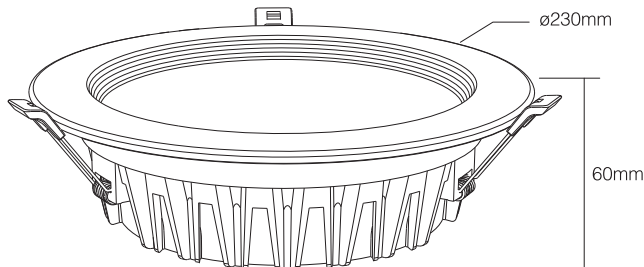
Luminous Flux: 2000LM

Light Efficiency: 80LM/W

Lifespan: 50000 hours

Beam Angle: 120°

Control Distance: 30m



Hole Size: ø200-210mm

18W RGB+CCT LED Downlight

Model No.: FUT065

Input Voltage: AC100~240V 50/60Hz

Power: 18W

CRI: >80

PF: >0.5

Material: Aluminum

Product Weight: 420g

Color Temperature: 2700K~6500K

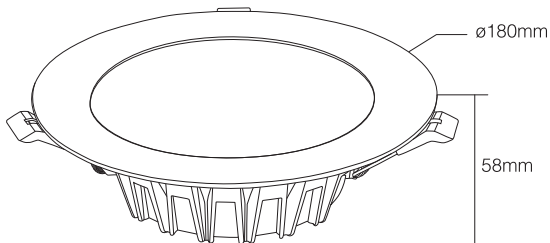
Luminous Flux: 1500LM

Light Efficiency: 85LM/W

Lifespan: 50000 hours

Beam Angle: 120°

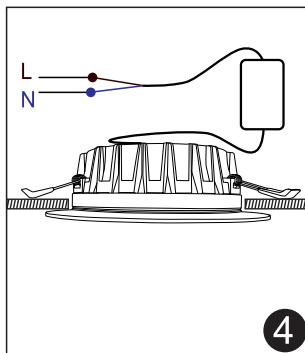
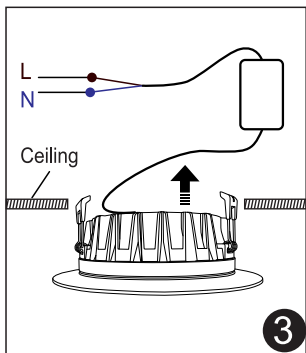
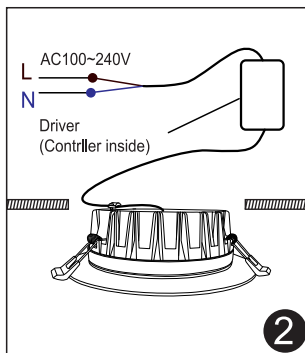
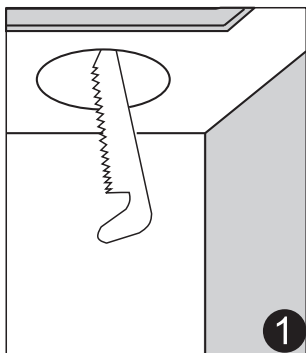
Control Distance: 30m



Hole Size: \varnothing 150-160mm

Installation

- 1). Please open the hole on the ceiling according to the correct size of Diagram 1.
- 2). Connect the driver properly according to the wire connection Diagram 2. (**Please ensure the power is not connected when you install the downlight**).
- 3). put the driver and wire into the ceiling from the hole.
- 4). Push in the two spring elements, make sure that they are deployed and anchored on the back of the ceiling.

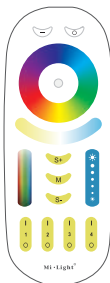


Link/Unlink

Compatible with these remote controls (Purchased separately)



FUT089



FUT092



FUT088



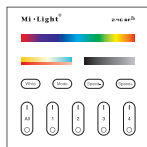
FUT095



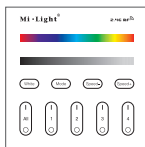
FUT096



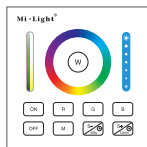
B8



B4 / T4



B3 / T3



B0



NOTE:

Lighting can be working after linking with remote; for more details, pls read the remote instruction.

Caution

- 1). To reduce the risk of electric shock, please ensure the power is not connected when you install the downlight.
- 2). Notice! Amateurs do not disassemble or install the lamps. If the light is damaged, please seek professional electrical assistance, or please discard the light .
- 3). Lamp installation must be correct and strict, solid and reliable, avoid long time using in violent vibration place.
- 4). The lamps send out normal quantity of heat during working. Please don't use any cover to cover the body of the lamps.



www.futlight.com

Made in China

