

Mi • Light[®]

User Instruction

IP Rate: IP66

RGB+CCT Smart LED Garden Light

Model No.: FUTC01 / FUTC02 / FUTC03 / FUTC05

Features



RGB+CCT
16 Millions of colors to choose



Color temperature
2700~6500K



Dimmable
Saturation control



2.4G RF wireless transmission
technology



Remote control
Control distance 30m



Smart phone APP control
Mi-Light WiFi Box or WiFi Remote is needed



Support third party voice control
Mi-Light WiFi Remote is needed



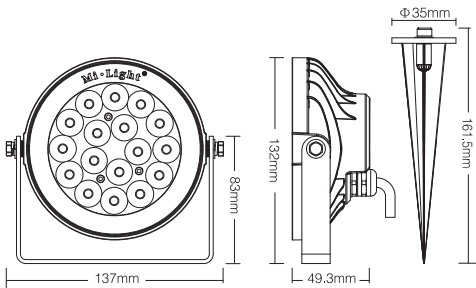
Waterproof and dustproof
grade IP66



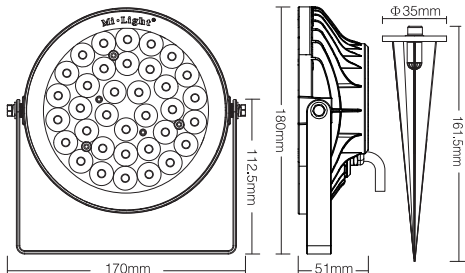
Beam Angle 25°
Illumination distance Greater than 10m

Parameters

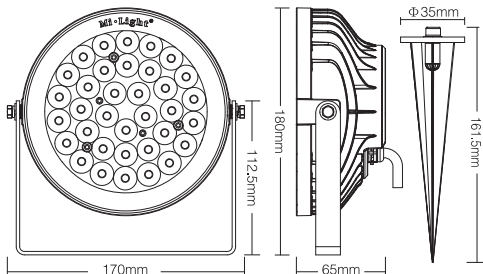
Model No.	FUTC01	FUTC02
Input Voltage	DC 24V	AC100~240V 50/60Hz
Power	9W	9W
Color temperature	2700K~6500K	2700K~6500K
Luminous Flux	700LM	700LM
Light Efficiency	80LM/W	80LM/W
CRI	>80	>80
PF	—	>0.5
Lifespan	50000 hours	50000 hours
Beam Angle	15°	15°
Illumination distance	>10m	>10m
IP Rate	IP66	IP66
Material	Aluminum	Aluminum



Model No.	FUTC03
Input Voltage	AC100~240V 50/60Hz
Power	15W
Color temperature	2700K~6500K
Luminous Flux	1200LM
Light Efficiency	80LM/W
CRI	>80
PF	>0.5
Lifespan	50000 hours
Beam Angle	15°
Illumination distance	>10m
IP Rate	IP66
Material	Aluminum

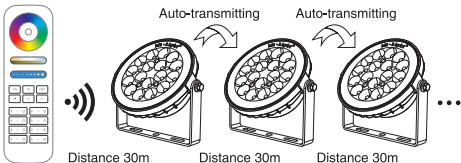


Model No.	FUTC05
Input Voltage	AC100~240V 50/60Hz
Power	25W
Color temperature	2700K~6500K
Luminous Flux	1700LM
Light Efficiency	70LM/W
CRI	>75
PF	>0.5
Lifespan	50000 hours
Beam Angle	15°
Illumination distance	>10m
IP Rate	IP66
Material	Aluminum



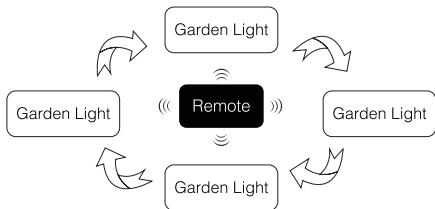
Auto-transmitting Diagram

One garden light can transmit the signals from the remote control to another garden light within 30m, as long as there is a garden light within 30m, the remote control distance can be limitless.



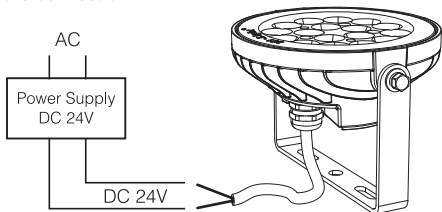
Auto-synchronization function

Different garden light can work synchronously when they are started at different times, controlled by the same remote, under same dynamic mode and with same speed, and within 30m distance.

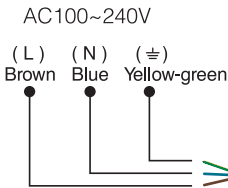


FUTC01 Connection diagram

Input Voltage DC 24V, don't need to distinguish polarity on the connection



FUTC02 / FUTC03 / FUTC05 Connection diagram



Link/Unlink

Compatible with these remote controls (Purchased separately)



FUT089



FUT092



FUT088



FUT095



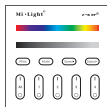
FUT096



B8



B4 / T4



B3 / T3



B0



NOTE:

Lighting can be working after linking with remote;
for more details, pls read the remote instruction.

Attention

1. Please check whether the input voltage supply is in accordance with the garden light, and please check the connection of both the cathode and anode.
2. Non-professional user cannot dismantle the controller directly, otherwise, it may cause fire and electric shock.
3. The working temperature is -10-60°C; do not use the device to direct sunlight, moist and other high temperature area.
4. Please do not use controller around the metal area and high magnetic field, otherwise, it will badly affect the control distance.
5. Users must be correct, strict and solid to install the light; do not use the light on strenuous vibration area.
6. The lighting will be heating on working, pls do not cover the lighting housing.



Made in China