











6W RGB+CCT LED Garden Light+Power Cable Kit

Model No.: FUTC08A

1. Features

-  16 Millions of colors to choose
-  Signal transmitting & Modes synchronization
-  Remote control
Control distance 30m
-  Color temperature
2700K~6500K
-  IP66 Waterproof and dustproof
grade IP66
-  Smartphone APP control
(2.4GHz gateway is needed)
-  Dim brightness/
Saturation
-  2.4G RF wireless
transmission technology
-  Support third party voice control
(2.4GHz gateway is needed)
-  Beam angle 25°
Illumination distance more than 10m

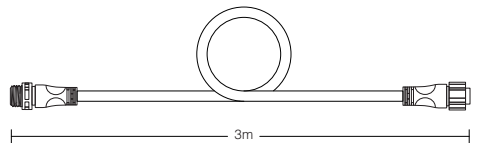
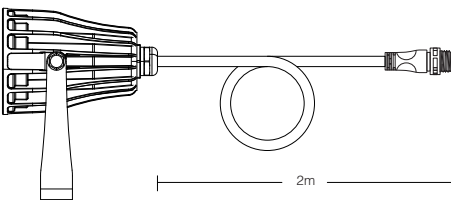
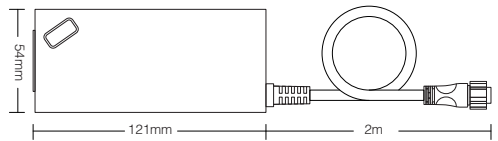
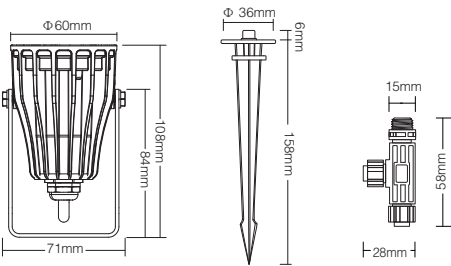
2. Parameters

RGB+CCT LED Garden Light (DC24V)

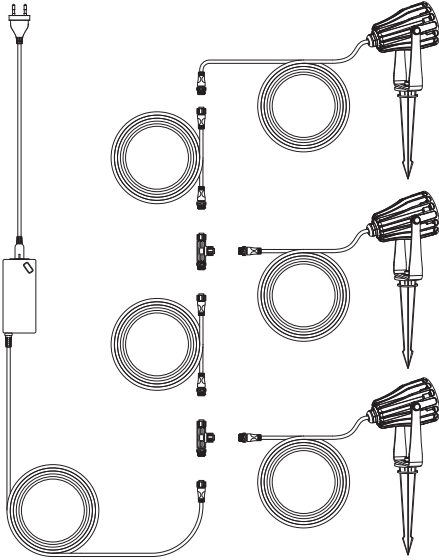
Input Voltage: DC24V	CRI: >80
Power: 6W	Beam Angle: 25°
Working Temp.: -20~45°C	Illumination Distance: >10m
Color Temp.: 2700K~6500K	IP Rate: IP66
Luminous Flux: 550LM	RF: 2.4GHz
Light Efficiency: 90LM/W	Control Distance: 30m
Lifespan: 50000 hours	

Switching Power Supply

Input Voltage: AC100~240V	50/60Hz
Rated Input Current: 1.5A	Max.
Power Consumption(no loading): 0.21W	Max.
Configuration: II	Conductor
Output Voltage: DC24V	
Rating Load Current: 2.7A	
Rating Output Power: 65W	
Working Temp.: 0~45°C	
Storage Temp.: -20~80°C	

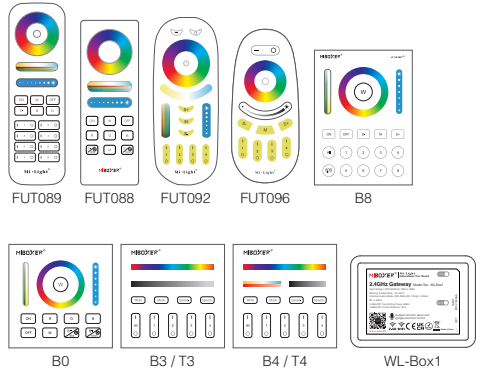


3. Connection Diagram



4. Link/Unlink

Compatible with these remote controls
(Purchased separately)



⚠ NOTE:

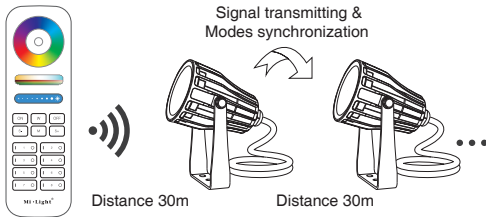
Lighting can be working after linking with remote;
for more details, pls read the remote instruction.

5. Signal transmitting

One garden light can transmit the signals from the remote control to another garden light within 30m, as long as there is a garden light within 30m, the remote control distance can be limitless.

6. Modes synchronization

Different garden light can work synchronously when they are started at different times, controlled by the same remote, under same dynamic mode and within 30m distance.











7. Dynamic Mode Sheet

Number	Dynamic Mode	Brightness / Saturation / Speed
1	Mardi Gras	Adjustable
2	Automatic color change	
3	Sam	
4	Gemstone	
5	Twilight	
6	American	
7	Fat Tuesday	
8	Party	
9	Slow Color Splash	

8. Attention

- When install the lighting fixtures, pls switch off the power to make sure the safety.
- Please check whether the input voltage supply is in accordance with the lighting fixtures.
- Non-professional user cannot dismantle the lighting fixtures directly, otherwise it may damage the lighting fixtures.
- Please do not use lighting fixtures around the mental area and high magnetic field, otherwise, it will badly affect the control distance.
- Users must be correct, strict and solid to install the lighting fixtures; do not use the lighting fixtures on strenuous vibration area.
- The lighting fixtures will be heating on working, pls do not cover the lighting housing.

9. Packing list

Name								
Quantity	3 PCS	3 PCS	1 PC	1 PC	2 PCS	2 PCS	1 PC	1 PC