











1. Product Introduction

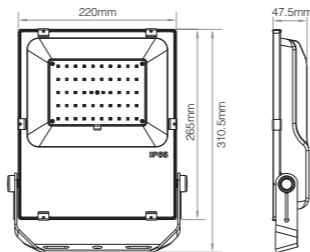
This product is made of a aluminium alloy bottom case and imported material covers with fashionable appearance, waterproof and dustproof, energy saving and environmental protecting, etc features. Widely used on park, apartment, gardens and street, etc.

-  RGB+CCT 16 Millions of colors to choose
-  2.4G RF wireless transmission technology
-  Dimmable Saturation control
-  Signal transmitting & Modes synchronization
-  Color temperature 2700~6500K
-  Remote control Control distance 30m
-  Beam Angle 160°
-  Smart phone APP control (2.4GHz gateway is needed)
-  Waterproof and dustproof grade IP65
-  Support third party voice control (2.4GHz gateway is needed)

2. Technical Parameters

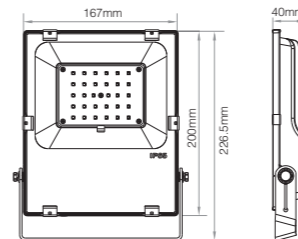
FUTT02 (50W)

Input Voltage: AC100~240V 50/60Hz
 Power: 50W
 Working Temperature: -20~45°C
 Color Temperature: 2700K~6500K
 Luminous Flux: 4200LM
 Light Efficiency: 85LM/W
 Standby Power Consumption: 1.2W
 CRI: >80 PF: >0.9
 Beam Angle: 160°
 IP Rate: IP65
 RF: 2.4GHz
 Transmitting power: 6dBm
 Control Distance: 30m
 Lifespan: 50000 hours



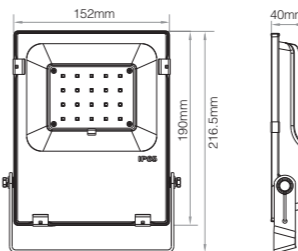
FUTT03 (30W)

Input Voltage: AC100~240V 50/60Hz
 Power: 30W
 Working Temperature: -20~45°C
 Color Temperature: 2700K~6500K
 Luminous Flux: 2800LM
 Light Efficiency: 85LM/W
 Standby Power Consumption: 1.2W
 CRI: >80
 PF: >0.9
 Beam Angle: 160°
 IP Rate: IP65
 RF: 2.4GHz
 Transmitting power: 6dBm
 Control Distance: 30m
 Lifespan: 50000 hours



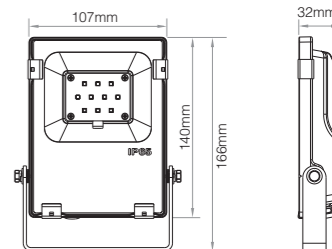
FUTT04 (20W)

Input Voltage: AC100~240V 50/60Hz
 Power: 20W
 Working Temperature: -20~45°C
 Color Temperature: 2700K~6500K
 Luminous Flux: 1800LM
 Light Efficiency: 85LM/W
 Standby Power Consumption: 0.5W
 CRI: >80
 PF: >0.5
 Beam Angle: 160°
 IP Rate: IP65
 RF: 2.4GHz
 Transmitting power: 6dBm
 Control Distance: 30m
 Lifespan: 50000 hours



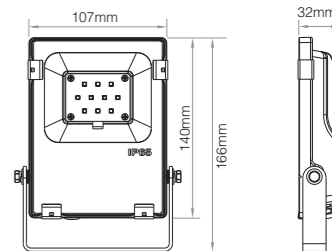
FUTT05 (10W)

Input Voltage: AC100~240V 50/60Hz
 Power: 10W
 Working Temperature: -20~45°C
 Color Temperature: 2700K~6500K
 Luminous Flux: 900LM
 Light Efficiency: 85LM/W
 Standby Power Consumption: 0.5W
 CRI: >80
 PF: >0.5
 Beam Angle: 160°
 IP Rate: IP65
 RF: 2.4GHz
 Transmitting power: 6dBm
 Control Distance: 30m
 Lifespan: 50000 hours



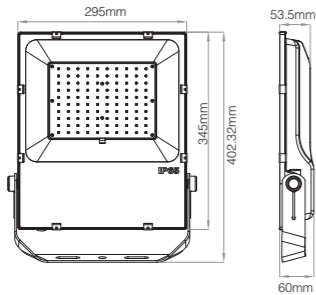
FUTT06 (10W)

Input Voltage: DC24V
 Power: 10W
 Working Temperature: -20~45°C
 Color Temperature: 2700K~6500K
 Luminous Flux: 900LM
 Light Efficiency: 85LM/W
 Standby Power Consumption: 0.5W
 CRI: >80
 Beam Angle: 160°
 IP Rate: IP65
 RF: 2.4GHz
 Transmitting power: 6dBm
 Control Distance: 30m
 Lifespan: 50000 hours



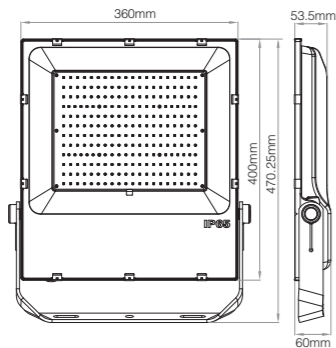
FUTT07 (100W)

Input Voltage: AC100~240V 50/60Hz
 Power: 100W
 Working Temperature: -20~45°C
 Color Temperature: 2700K~6500K
 Luminous Flux: 8500LM
 Light Efficiency: 85LM/W
 Standby Power Consumption: 0.65W
 CRI:>80
 PF: >0.9
 Beam Angle: 160°
 IP Rate: IP65
 RF: 2.4GHz
 Transmitting power: 6dBm
 Control Distance: 30m
 Lifespan: 50000 hours



FUTT08 (200W)

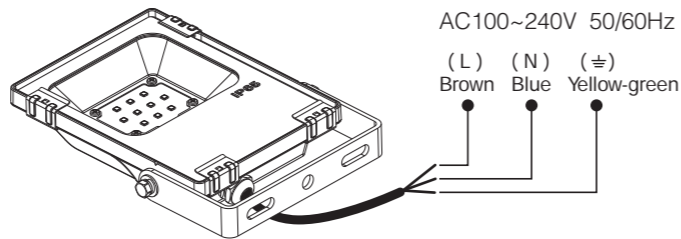
Input Voltage: AC100~240V 50/60Hz
 Power: 200W
 Working Temperature: -20~45°C
 Color Temperature: 2700K~6500K
 Luminous Flux: 17000LM
 Light Efficiency: 85LM/W
 Standby Power Consumption: 0.96W
 CRI:>80
 PF: >0.95
 Beam Angle: 160°
 IP Rate: IP65
 RF: 2.4GHz
 Transmitting power: 6dBm
 Control Distance: 30m
 Lifespan: 50000 hours



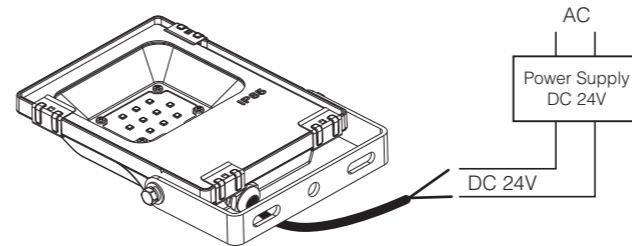
3. Dynamic Mode Sheet

Number	Dynamic Mode	Brightness / Saturation / Speed
1	Mardi Gras	Adjustable
2	Automatic color change	
3	Sam	
4	Gemstone	
5	Twilight	
6	American	
7	Fat Tuesday	
8	Party	
9	Slow Color Splash	

4. Connection Diagram



FUTT02 / FUTT03 / FUTT04 / FUTT05 / FUTT07 / FUTT08



FUTT06

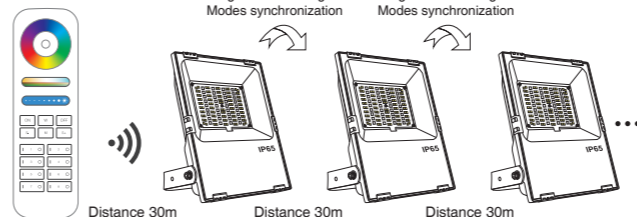
Input Voltage DC 24V, don't need to distinguish polarity on the connection

5. Signal transmitting

One lighting fixture can transmit the signals from the remote control to another lighting fixture within 30m, as long as there is a lighting fixture within 30m, the remote control distance can be limitless.

6. Modes synchronization

Different lighting fixture can work synchronously when they are started at different times, controlled by the same remote, under same dynamic mode and within 30m distance.



7. Link/Unlink

Compatible with these remote controls (Purchased separately)



NOTE:

Lighting can be working after linking with remote; for more details, pls read the remote instruction.

8. Attention

- When install the lighting fixtures, pls switch off the power to make sure the safety.
- The working power is high voltage alternating current, so it must be far away from people and must with ground connection.
- As the power is large, user must choose suitable power cable when connecting.
- Non-professional user cannot dismantle the lighting fixtures directly, otherwise, it may cause fire and electric shock.
- Please do not use lighting fixtures around the mental area and high magnetic field, otherwise, it will badly affect the control distance.
- Users must be correct, strict and solid to install the lighting fixtures; do not use the lighting fixtures on strenuous vibration area.



Signal transmitting & Modes synchronization