



Mi • Light Subordinate New Brand

RGB+CCT PAR56 LED Pool Light (LoRa 433)

Model No.: PW01 / PW02

Product Features

This product is a embedded Underwater Lamp. It's with RF module inside the lamp. We use LoRa Modem technology to fulfill the super long distance signal transmitting.



RGB+CCT
16 Millions of colors to choose



433MHz RF wireless
transmission technology



Color temperature
2700~6500K



Super long distance 433MHz
remote controller control



Dimmable
Saturation control



Smart phone app control
(433MHz Gateway is needed)



The waterproof rate can be
IP68 compatible with the cover



Support third party voice control
(433MHz Gateway is needed)

Dynamic Mode Sheet

Number	Dynamic Mode	Brightness & Speed
1	Mardi Gras	Adjustable
2	Automatic color change	
3	Sam	
4	Gemstone	
5	Twilight	
6	American	
7	Fat Tuesday	
8	Party	
9	Slow Color Splash	

Parameters

27W RGB+CCT PAR56 LED Pool Light (LoRa 433)

Model No.: PW01

Input Voltage: AC12V / DC12V~24V

Power: 27W

Working Temperature: -20~45°C

Color temperature: 2700~6500K

Luminous Flux: 2000LM

Light Efficiency: 75LM/W

CRI: >80

Control distance: 50m (Lamps into 0.5m underwater)

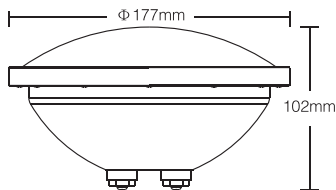
Lifespan: 50000h

Beam Angle: 160°

IP Rate: The waterproof rate can be IP68 compatible with the cover

Product Weight: 600g

Housing Material: Stainless Steel+PC



18W RGB+CCT PAR56 LED Pool Light (LoRa 433)

Model No.: PW02

Input Voltage: AC12V / DC12V~24V

Power: 18W

Working Temperature: -20~45°C

Color temperature: 2700~6500K

Luminous Flux: 1800LM

Light Efficiency: 100LM/W

CRI: >80

Control distance: 50m (Lamps into 0.5m underwater)

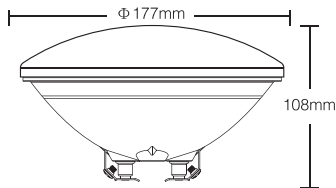
Lifespan: 50000h

Beam Angle: 160°

IP Rate: The waterproof rate can be IP68 compatible with the cover

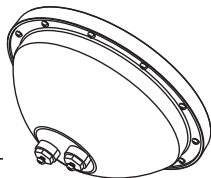
Product Weight: 850g

Housing Material: Glass

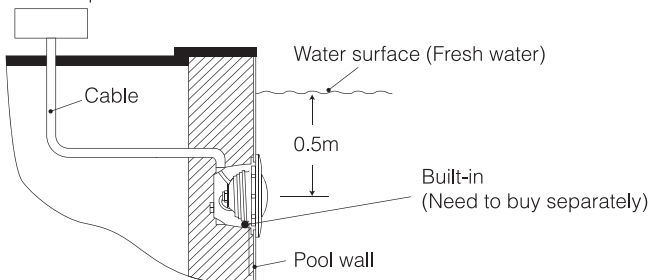


Connection Diagram

Input: AC12V / DC12V~24V



Power input



Link/Unlink

Compatible with "FUT086 remote controller" and "WL-433 433MHz gateway"
(Purchased separately)



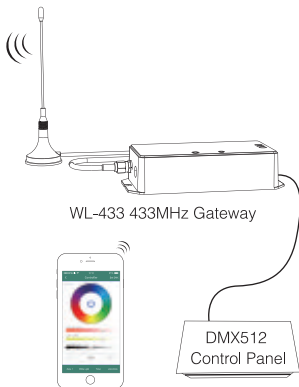
Lighting can be working after linking with remote; for more details, pls read the remote instruction.



FUT086 LoRa 433MHz RF Remote



PAR56 LED Pool Light



WL-433 433MHz Gateway

DMX512
Control Panel

Switch-OFF to change color instruction

Switch OFF(for 5 seconds); Switch-ON again	Switch-OFF (For 5-10 seconds); Switch ON again	Switch-OFF (for over 10 seconds); Switch ON again
Switch the colors and dynamic modes in turn 1. Static Red 9. Mardi Gras 2. Static Green 10. Automatic color change 3. Static Blue 11. Sam 4. Static Yellow 12. Gemstone 5. Static Cyan 13. Twilight 6. Static Purple 14. American 7. Static Cool White 15. Fat Tuesday 8. Static Warm White 16. Party 17. Slow Color Splash	Static Red	Status before Switch OFF

Attention

1. Please check whether the input voltage is in accordance with the lighting working voltage, and please check the connection of both the cathode and anode.
2. The working Voltage is 24V, the lighting will be damage if the voltage is higher than 24V.
3. Non-professional user cannot dismantle the lighting directly, Otherwise it may damage the lighting.
4. The working temperature is -20~45°C.
5. Please do not use lighting around the mental area and high magnetic field, otherwise, it will badly affect the control distance.
6. Users must be correct, strict and solid to install the light; do not use the light on strenuous vibration area.



www.futlight.com
Made in China

