

1. Features

Product adopt the widely used 2.4GHz wireless technology with the features of low power consumption, long signal transmitting and strong anti-interference, etc. This product has auto-transmitting and auto-synchronizing function. Widely used on the controlling of hotel lighting and home lighting.



16 Millions of colors to choose



Remote control
Control distance 30m



Color temperature adjustable



Smartphone app control
(2.4GHz gateway is needed)



Dim brightness / Saturation



Support third party voice control
(2.4GHz gateway is needed)



2.4G RF wireless transmission technology



Signal transmitting & Modes synchronization



DMX512 controllable
(DMX512 LED transmitter is needed)

2. Dynamic mode table

Number	Dynamic Mode	Brightness / Saturation / Speed
1	Mardi Gras	Adjustable
2	Automatic color change	
3	Sam	
4	Gemstone	
5	Twilight	
6	American	
7	Fat Tuesday	
8	Party	
9	Slow Color Splash	

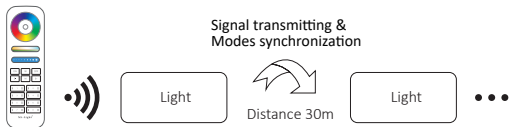
3. Signal transmitting

One light can transmit the signals from the remote control to another light within 30m, as long as there is a light within 30m, the remote control distance can be limitless.

4. Modes synchronization

Different lights can work synchronously when they are started at different times, light by the same remote, under same dynamic mode and within 30m distance.

 The same dynamic mode, the same speed can be synchronized.



5. Linking Code / Unlinking Code Instructions

Linking Code Instructions



Linking failed if light is not blinking slowly, Please follow above steps again.
(Note: Light that have linked can't link again)

Unlinking Code Instructions

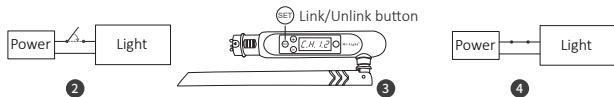


Unlinking failed if light is not blinking quickly, Please follow above steps again.
(Note: Light haven't linked that don't need to unlink)

6. DMX512 LED Transmitter Link/Unlink

Compatible with DMX512 LED Transmitter (Purchase separately)

- 1 Choose the zone for the light by pressing “+” or “-” (e.g. “CH12” means zone 12)



Link

Switch off the light,
after 10 seconds
switch on again

When the light is on, short
press “**SET**” 3 times within 3
seconds

The light blink slowly 3 times,
means the linking is done
successfully

Unlink

Switch off the light,
after 10 seconds
switch on again

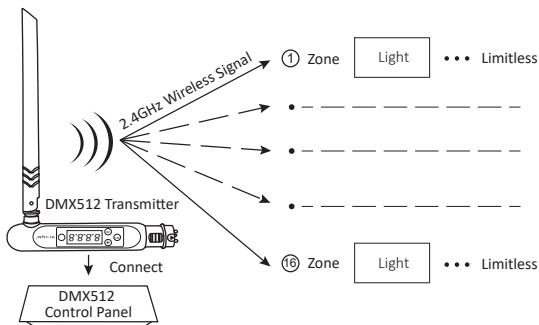
When the light is on, short
press “**SET**” 5 times within 3
seconds

The light blink quickly 10 times,
means the unlinking is done
successfully



If the link or unlink failed, please follow the above steps again.

7. DMX512 LED Transmitter Connection Diagram



8. Scan QR code to watch video instruction



Smartphone app control
(WL-Box1 video)

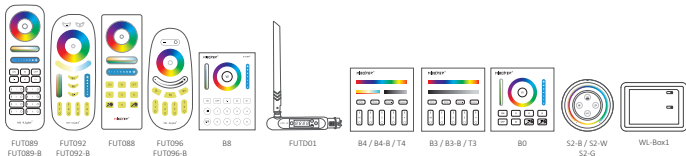


Third party voice control

9. Attention

1. Please check whether the voltage of the power supply is in accordance with the light, and please check the connection of both the cathode and anode, otherwise the light will be broken.
2. Please don't connect wires with power on. Please turn on again only when it is in right connection and no short circuit.
3. Non-professional user cannot dismantle the lighting fixtures directly.
4. Please do not use the light in the place with widely range metal area or strong electromagnetic wave nearby, otherwise, the remote distance will be seriously affected.

Compatible with these remote controls (Purchased separately)



Made in China