

Mi·Light[®]

1-Channel Amplifier Box

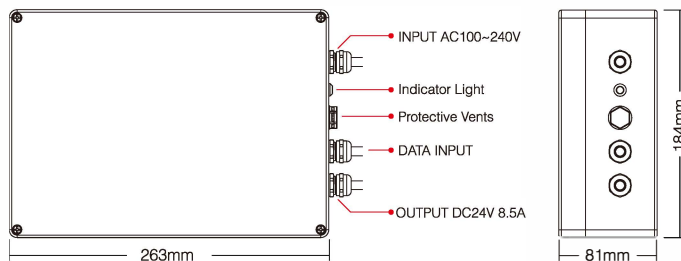
Model No.: SYS-PT2

1. Features

The amplifier is to amplify the power and signal for "SYS-PT1 1-channel host control box". It can amplify the signal from "SYS-PT1 control box" to connect more LED lamps, and synchronously control more lamps. When you add one more amplifier, you can connect double LED lamps.

2. Parameters

Model No.: SYS-PT2
Input: AC 100~240V 50/60Hz
Output Voltage: DC24V
Output Current: Max 8.5A
Output Power: Max 200W
IP Rate: IP66
Product Weight: 3.02kg



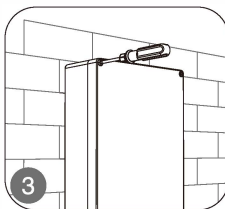
3. Installation Instruction



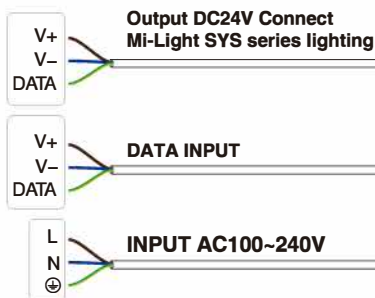

Twist off the screws on the 4 corners; take apart the case cover.



Fix the product in the specified position with the screws in the fitting



Lid the case cover and lock the screws on the 4 corners

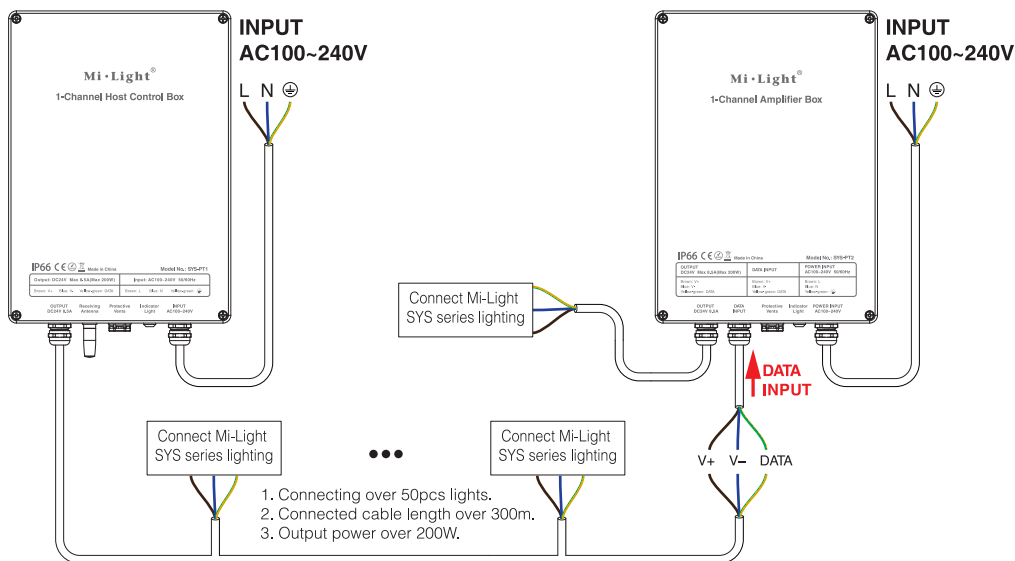


Note: When using "SYS-PT1 control box", you need again to add "SYS-PT2 1-channel amplifier box" for below 3 situations.

1. Connecting over 50pcs lights.
2. Connected cable length over 300m.
3. Output power over 200W.

4. Wiring Diagram

SYS-PT1 1-Channel Host Control Box (Need to buy separately)



Note:

1. All connected lights to "SYS-PT1 control box" cannot be over 200W, otherwise, it will damage the control box.
2. The wiring method, please see details for the SYS series instructions.

5. Attention

1. Please check whether the input voltage is in accordance with the control box working voltage, and please check the connection of both the cathode and anode.
2. Non-professional user cannot dismantle the control box directly, Otherwise the control box may be broken.