

MIBOXER[®]

Mi • Light Subordinate New Brand

RGB+CCT LED Underwater Light (Subordinate Lamp)

Model No.: SYS-RW2 / SYS-RW3

This product has to be connected to "SYS-T1 Controller" to fulfill the remote controlling.

Features

This product is made of high elegant stainless steels and high quality PC cover. We use silicone rubber to seal the light, and pouring by resin to assure the super waterproofness. Waterproof rate is IP68. Connecting with host controller (SYS-T1), you can wireless control the 16millions color changing, color temperature, brightness and saturation. Widely use on swimming pool, fishpond, garden pond and spray fountain,etc.



RGB+CCT
16 Millions of colors to choose



Dimmable
Saturation control



Color temperature
2700~6500K



Waterproof and dustproof
grade IP68



Beam Angle 160°

Dynamic Mode Sheet

Number	Dynamic Mode	Brightness&Speed
1	Mardi Gras	Adjustable
2	Automatic color change	
3	Sam	
4	Gemstone	
5	Twilight	
6	American	
7	Fat Tuesday	
8	Party	
9	Slow Color Splash	

Parameters

27W RGB+CCT LED Underwater Light (Subordinate Lamp)

Model No.: SYS-RW2

Input Voltage: DC24V

Power: 27W

Working Temperature: -20~60°C

Color temperature: 2700~6500K

Luminous Flux: 2300LM

Light Efficiency: 85LM/W

CRI: >80

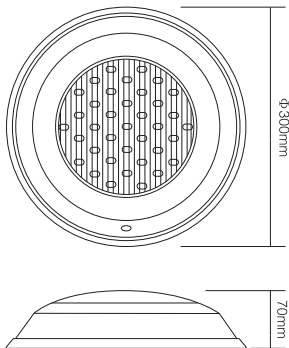
Lifespan: 50000h

Beam Angle: 160°

IP Rate: IP68

Product Weight: 1230g

Housing Material: Stainless Steel+PC



15W RGB+CCT LED Underwater Light (Subordinate Lamp)

Model No.: SYS-RW3

Input Voltage: DC24V

Power: 15W

Working Temperature: -20~60°C

Color temperature: 2700~6500K

Luminous Flux: 1100LM

Light Efficiency: 72LM/W

CRI: >80

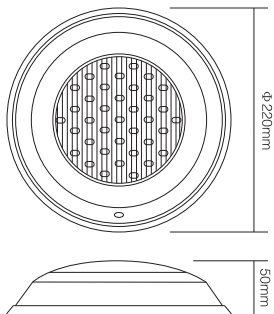
Lifespan: 50000h

Beam Angle: 160°

IP Rate: IP68

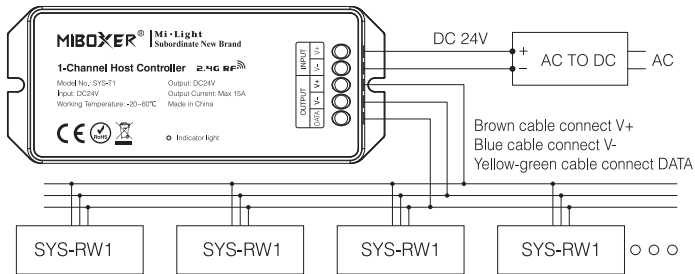
Product Weight: 750g

Housing Material: Stainless Steel+PC



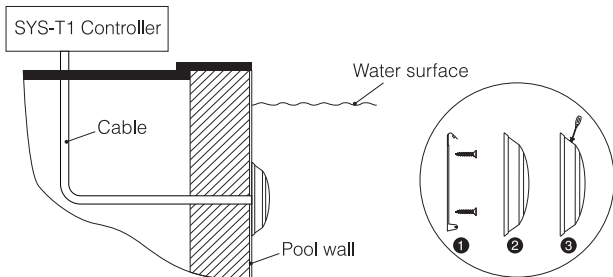
Connection Diagram

Note: The "SYS-T1 Controller" has to be purchased separately.



Note: When using "SYS-T1 controller", you need to add "SYS-T2 1-channel signal amplifier" for below 3 situations.

1. Connecting over 50pcs lights.
2. Connected cable length over 300m.
3. Output power over 360W.



Attention

1. Please check whether the input voltage is in accordance with the lighting working voltage, and please check the connection of both the cathode and anode.
2. The working Voltage is DC24V, the lighting will be damage if the voltage is higher than 24V.
3. Non-professional user cannot dismantle the controller directly, Otherwise it may damage the light.



Made in China