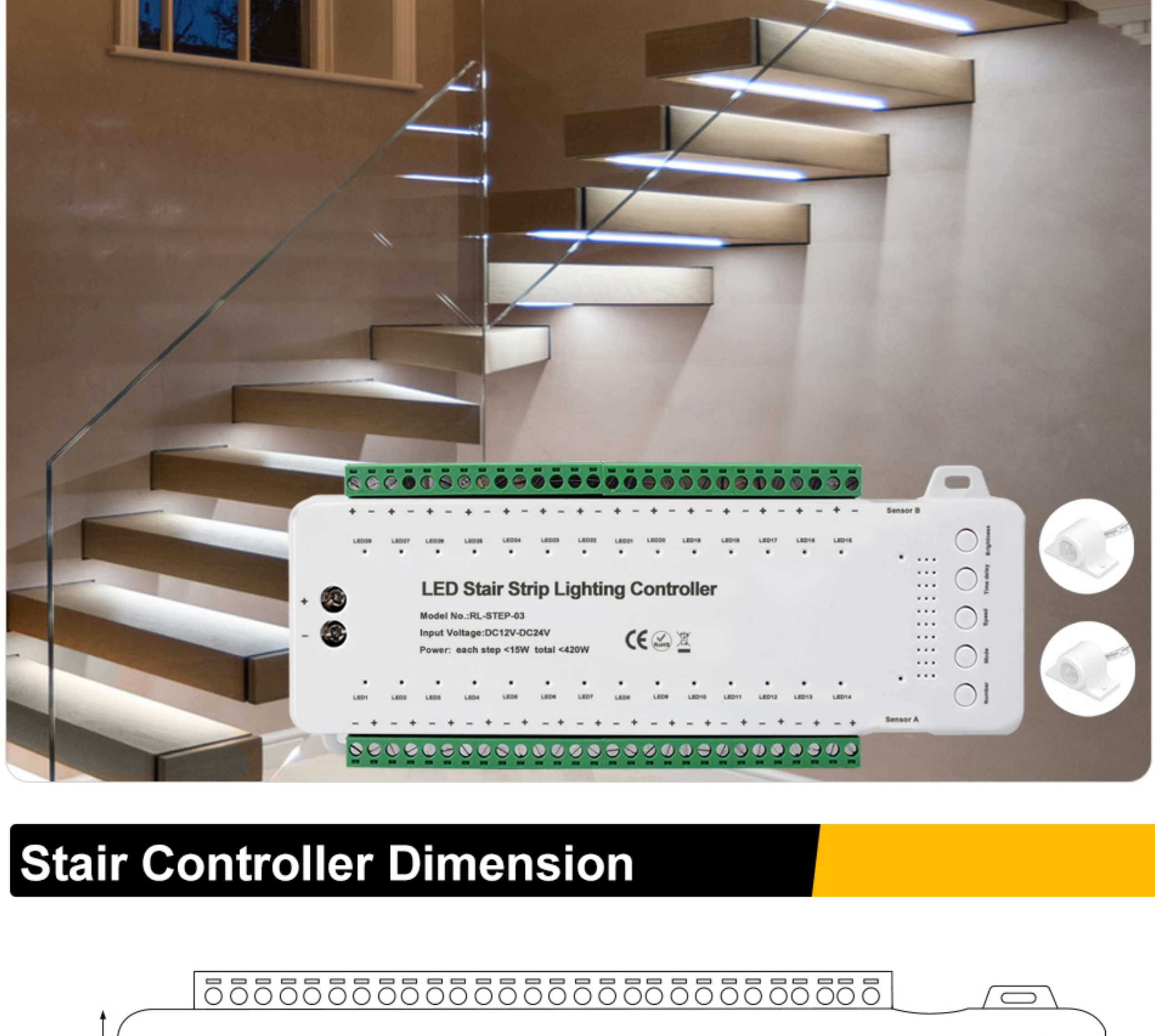
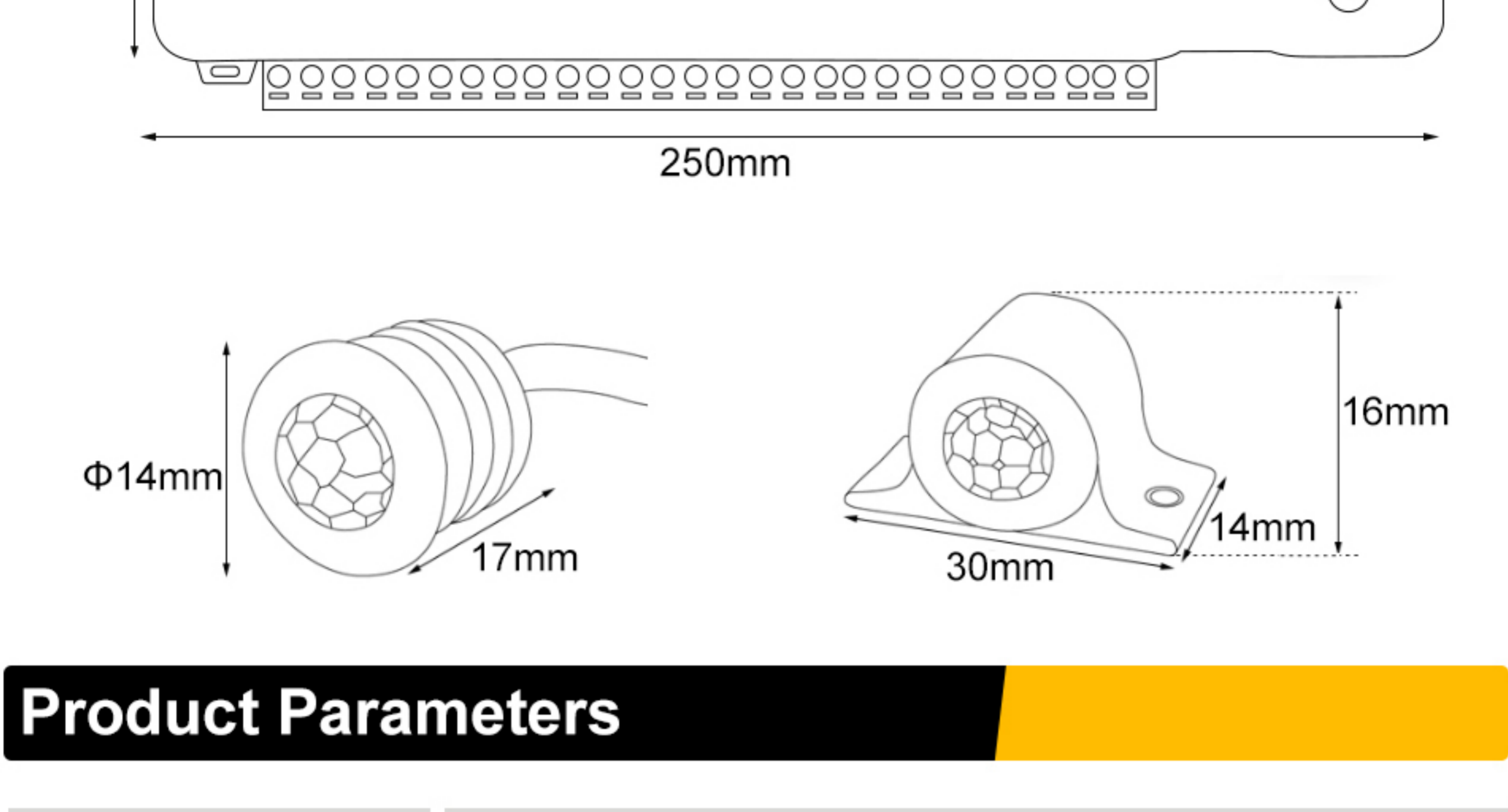


BASIC DESCRIPTION

LED STAIR CONTROLLER



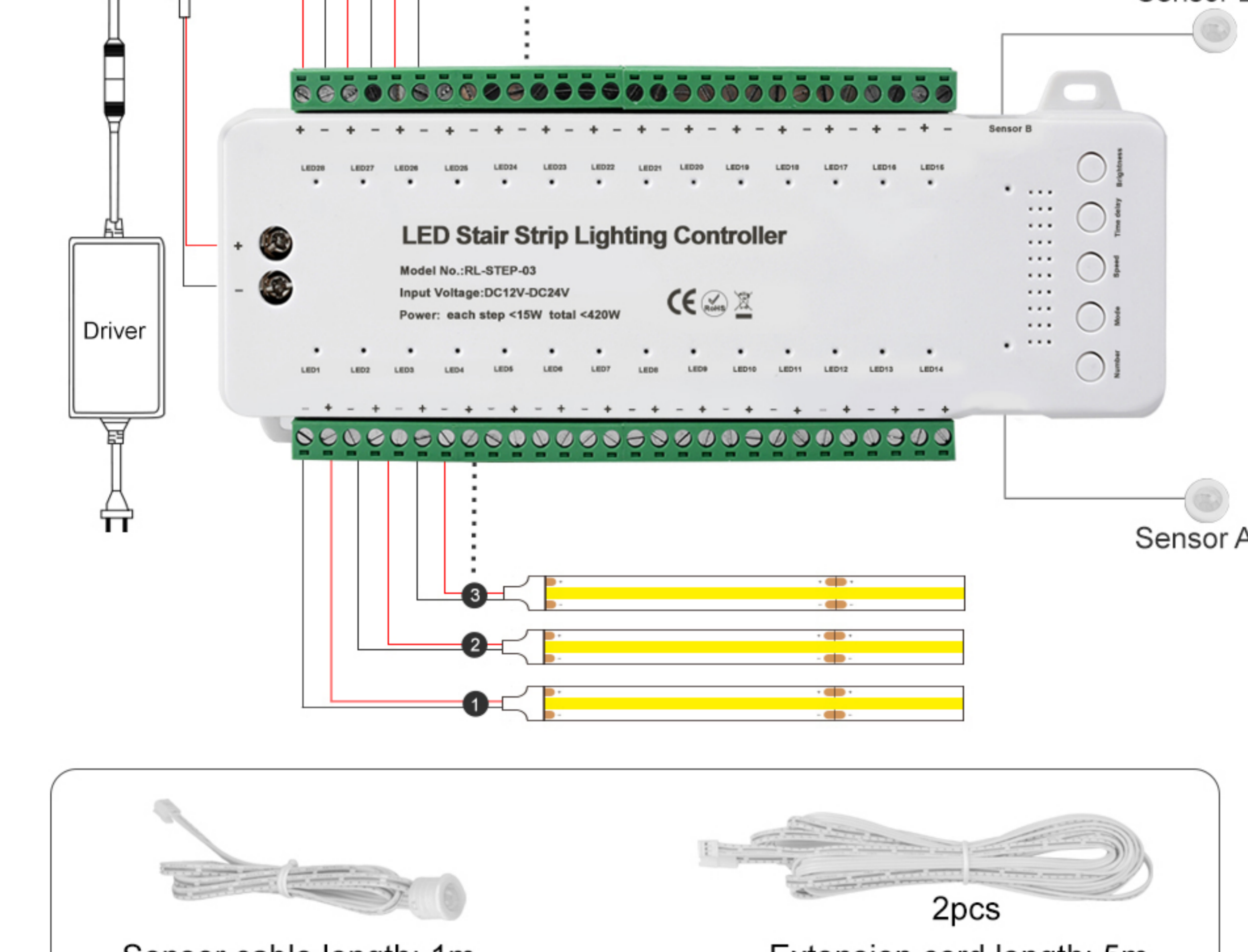
Stair Controller Dimension



Product Parameters

Product Name	28 Steps LED Stair Strip Lighting Controller
Model Number	RL-STEP-03
Input Voltage	DC12V-24V
Output Channel	28 Channels
Power	Each Step<15W Total<420W
Function	Adjust Mode/Brightness/Delay Time/Speed
Materials	PC
Color	White
Application	Control Stair LED Strips

Installation Diagram




Sensor cable length: 1m
Extension cord length: 5m

How To Use

1. Set Step Number

This controller have 28 steps.
Long press "Number" Key to set Step number.
Short press "Number" Key to choose the step you want set.
Long press "Number" Key to save this setting.
Each step will have a "Blue" signal light.

This is only 8 Steps working, 8 pcs "Blue" signal light will light up.



2. Mode

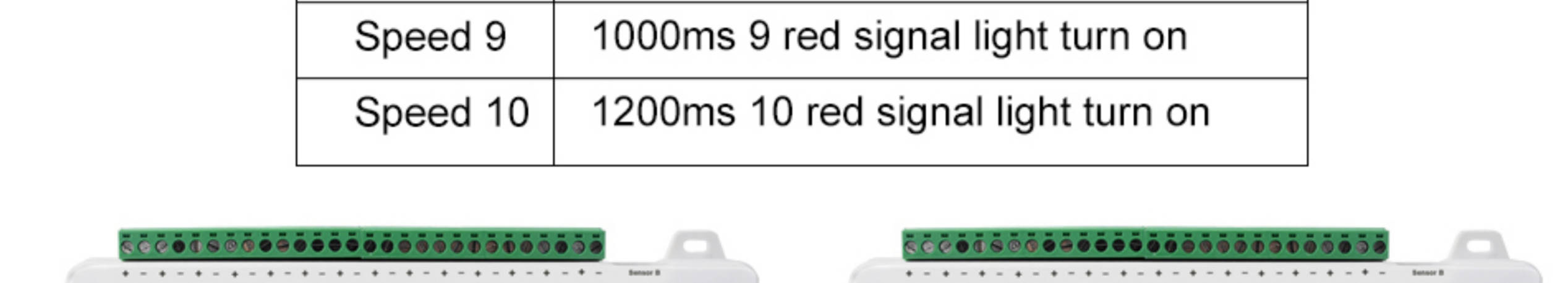
Press "Mode" Key to select.

Mode 1	all steps on
Mode 2	all steps on one by one
Mode 3	all steps on with 2 steps at the time
Mode 4	1 step on, moving according to Speed setting
Mode 5	3 steps on, moving according to Speed setting
Mode 6	1 step chase, moving according to Speed setting
Mode 7	2 step chase, moving according to Speed setting
Mode 8	Separated chase, moving according to Speed setting
Mode 9	Auto change all modes 1-8 mode

3. Speed

Total have 10 speed, it have Red signal light.
Short press "Speed" Key to set.


Speed 1	150ms 1 red signal light turn on
Speed 2	250ms 2 red signal light turn on
Speed 3	350ms 3 red signal light turn on
Speed 4	450ms 4 red signal light turn on
Speed 5	550ms 5 red signal light turn on
Speed 6	650ms 6 red signal light turn on
Speed 7	750ms 7 red signal light turn on
Speed 8	850ms 8 red signal light turn on
Speed 9	1000ms 9 red signal light turn on
Speed 10	1200ms 10 red signal light turn on



4. Time delay

10 time setting, it have Blue signal light.

2s	1 light turn on
4s	2 light turn on
6s	3 light turn on
8s	4 light turn on
10s	5 light turn on
15s	6 light turn on
20s	7 light turn on
25s	8 light turn on
30s	9 light turn on
60s	10 light turn on



5. Dimming

Brightness 10 levels, it have Green signal light.

10%	1 light turn on
20%	2 light turn on
30%	3 light turn on
100%	10 light turn on

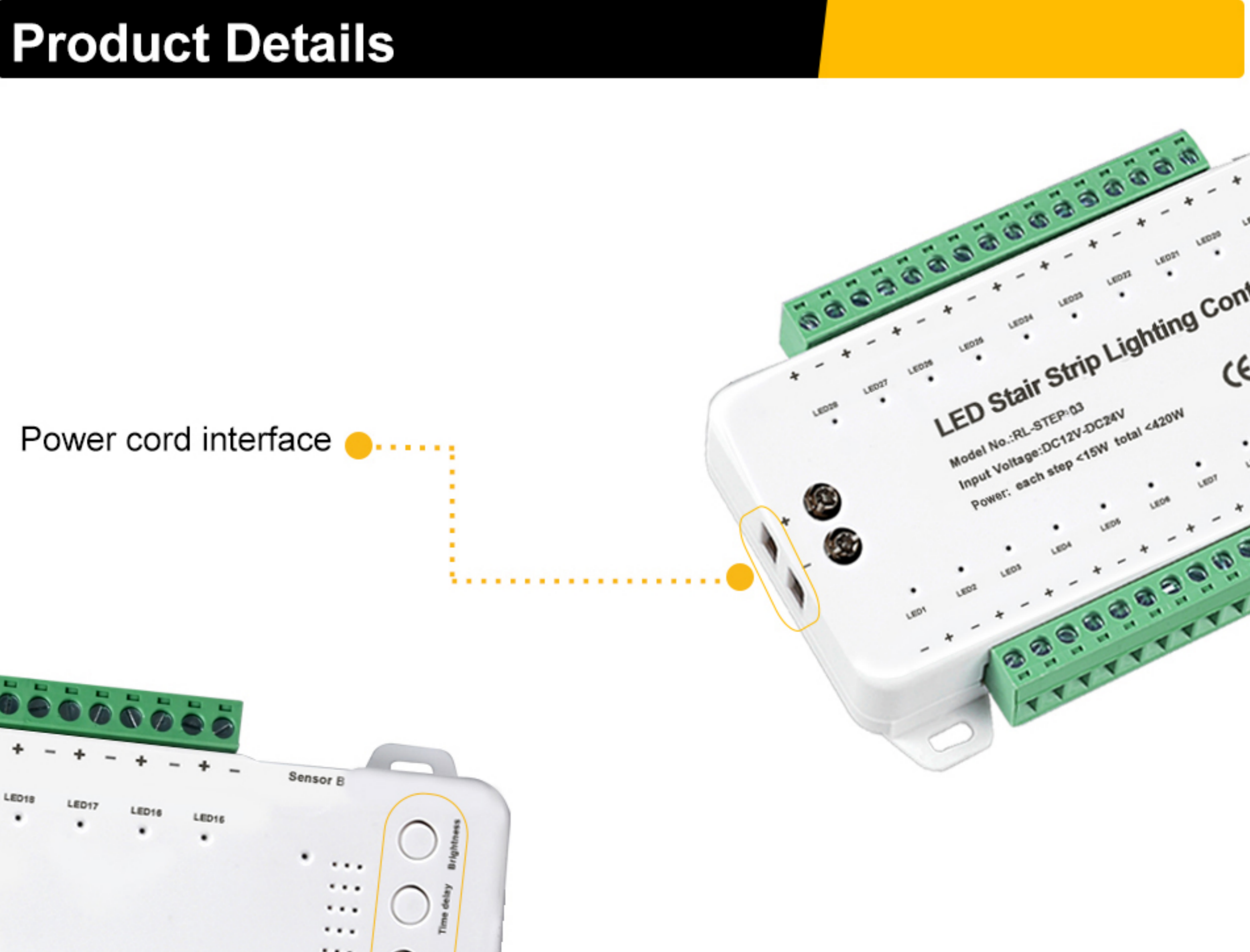


6. Sensor installation method



Surface Recessed

Product Details



Package



Weight: 0.48kg/pcs
20pcs/Carton Weight: 10.2kg