

## User Guide

# 2 Channel Constant Current RF 2.4G Dual Color LED Receiver



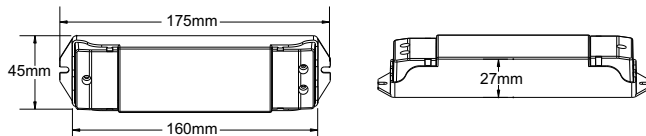
### Summary

- Default as dual color(WW/CW) controller, need match dual color RF remote.
- Can also be used as single color dimming controller, strong compatibility.
- Adopt 2.4GHz wireless technology, one receiver can accept up to 10 remote control.
- PWM achieve 4096 levels flicker-less dimming.
- Can be WiFi controlled by APP installed on IOS or Android mobile devices while working with WiFi-Relay controller.

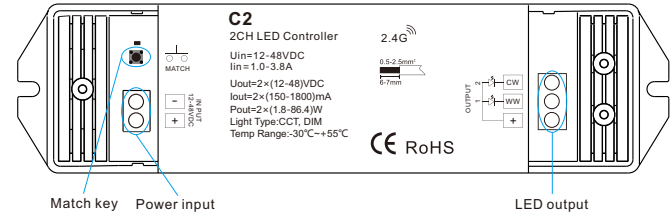
### Technical parameter

- Input voltage: 12-48VDC
- Output type: PWM constant current
- Output current: 2CH, 150-1800mA/CH(Customized)
- Output power: 2x(1.8-86.4)W
- Grey levels: 4096/CH
- Dimming range: 0-100%
- Remote distance: 30m
- Working temperature: -30°C~55°C
- Product size: L175×W45×H27mm

### Dimension



### Interface specification

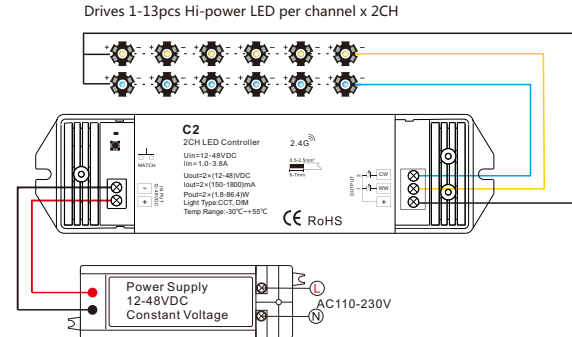


### Match guide

**C2 receiver match with all kinds of single or multiple zone 2.4G RF remote controller.**  
After match different color RF remote, the receiver become the same color controller.

1. Match: Short press match key, within 5s, press on/off key or zone key of the remote.
2. Delete: Long press match key for 5s, delete all matched remote.
3. Multiple zone remote only use zone key to match each zone receiver.

### Wiring diagram



### Power supply select guide

- Input 48V power supply, each channel can series connect 1~13pcs LED,
- Input 36V power supply, each channel can series connect 1~10pcs LED,
- Input 24V power supply, each channel can series connect 1~6pcs LED,
- Input 12V power supply, each channel can series connect 1~3pcs LED.

## Malfunctions analysis & troubleshooting

Malfunctions	Causes	Troubleshooting
No light	1. No power. 2. Wrong connection or insecure.	1. Check the power. 2. Check the connection.
Wrong color	1. Wrong connection of WW/CW wires.	1. Reconnect WW/CW wires.
No response from the remoter	1. The battery has no power. 2. Beyond controllable distance. 3. The controller did not match the remote.	1. Replace battery. 2. Reduce remote distance. 3. Re-match the remote.

## Safety & Warnings

1. The product shall be installed and serviced by a qualified person.
2. This product is non-waterproof. Please avoid the sun and rain.
3. Good heat dissipation will prolong the working life of the controller. Please ensure good ventilation.
4. Please check if the output voltage of any power supplies used comply with the working voltage of the product.
5. Ensure all wire connections and polarities are correct and secure before applying power to avoid any damages to the LED lights.
6. If a fault occurs please return the product to your supplier. Do not attempt to fix this product by yourself.

## Warranty agreement

### 1. 5-year warranty:

- The warranty is for free repair or replacement and covers manufacturing faults only.
- Do not include fees of on site maintenance and consumable parts.

### 2. Limited Warranty

- Artificial damage caused by improper use, such as use inappropriate power supply, improper accessories, improper installation, did not follow the instructions, error using or negligence.
- Any damages caused by force majeure, such as natural disaster, abnormal voltage.
- The normal use of products caused by aging, wear and tear, but it does not affect the normal use.