


Zigbee 3.0 Constant Current CCT LED Driver

Model No.: CXR-21A-2(WZS), CXR-28A-2(WZS)

Features

- Special for magnetic & linear lamp
- No input polarity
- DC to DC constant current output, multiple output current settings
- Tuya APP cloud control, support color temp and brightness adjust, delay turn on/off, timer run, scene edit, sleep wake-up and biorhythms function
- Voice control, support Alexa, Google, Amazon ECHO and TmallGenie smart speaker
- Can relay and route to each other, up to 15 hops
- Match with Zigbee 3.0 remote or scene panel control optional
- Suitable for STUCCHI standard housings, magnetic installation
- Smooth dimming without flicker, quiet without noise
- Short circuit, overload, no-load and anti-reverse protection
- 5-year warranty



Technical Parameters

Model		CXR-21A-2(WZS)	CXR-28A-2(WZS)
Output	Output Voltage	10~42Vdc	
	Output Current	2x(150-500)mA	2x(350-700)mA
	Output Power	1.5W-21W	3.5W-29.4W
	Current Accuracy	±5%	
	Dimming Range	0~100%	
	Channel num	2	
Input	Dimming Interface	Zigbee 3.0	
	Input Voltage	48Vdc±5% (No polarity)	
	Input Current	Max.0.47A	Max.0.65A
	Efficiency (Typ)	93%	
	Standby Power	<0.5W	
Environment	Working Temperature	-20~50°C	
	Storage Temp	-40~80°C	
	Working Humidity	20~95%RH, non-condensing	
Protection	Overload	Hiccup,recovers automatically after fault condition is removed.	
	Short Circuit	Hiccup,recovers automatically after fault condition is removed.	
	Input AntiReverse Protection	No input polarity	
Other	Size	L117xW13.5xH12.2mm	
	Weight	13.1g±2g	

LED Current Selection:

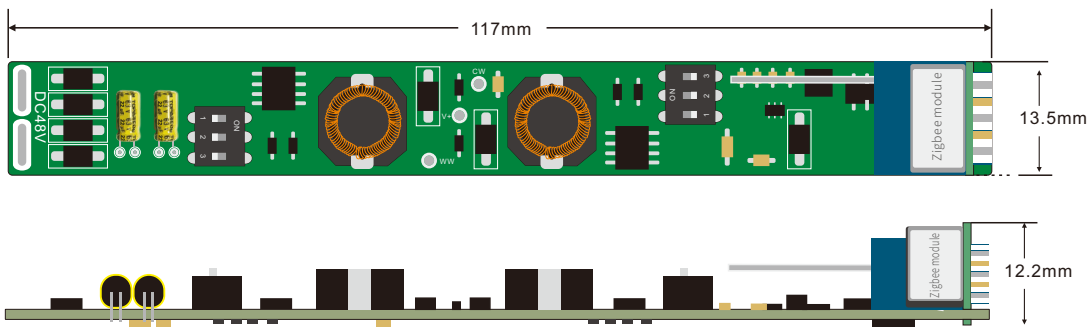
Note: Please select the correct current through the DIP switch on the PCB board when the power is off.




DIP Switch										 ON OFF
CXR-21A-2(WZS)	Output Current	150mA	200mA	250mA	300mA	350mA	400mA	450mA	500mA	
	Output Voltage	10-42V	10-42V	10-42V	10-42V	10-42V	10-42V	10-42V	10-42V	
	Output Power	1.5-6.3W	2-8.4W	2.5-10.5W	3-12.6W	3.5-14.7W	4-16.8W	4.5-18.9W	5-21W	

DIP Switch										 ON OFF
CXR-28A-2(WZS)	Output Current	350mA	400mA	450mA	500mA	550mA	600mA	650mA	700mA	
	Output Voltage	10-42V	10-42V	10-42V	10-42V	10-42V	10-42V	10-42V	10-42V	
	Output Power	3.5-14.7W	4-16.8W	4.5-18.9W	5-21W	5.5-23.1W	6-25.2W	6.5-27.3W	7-29.4W	

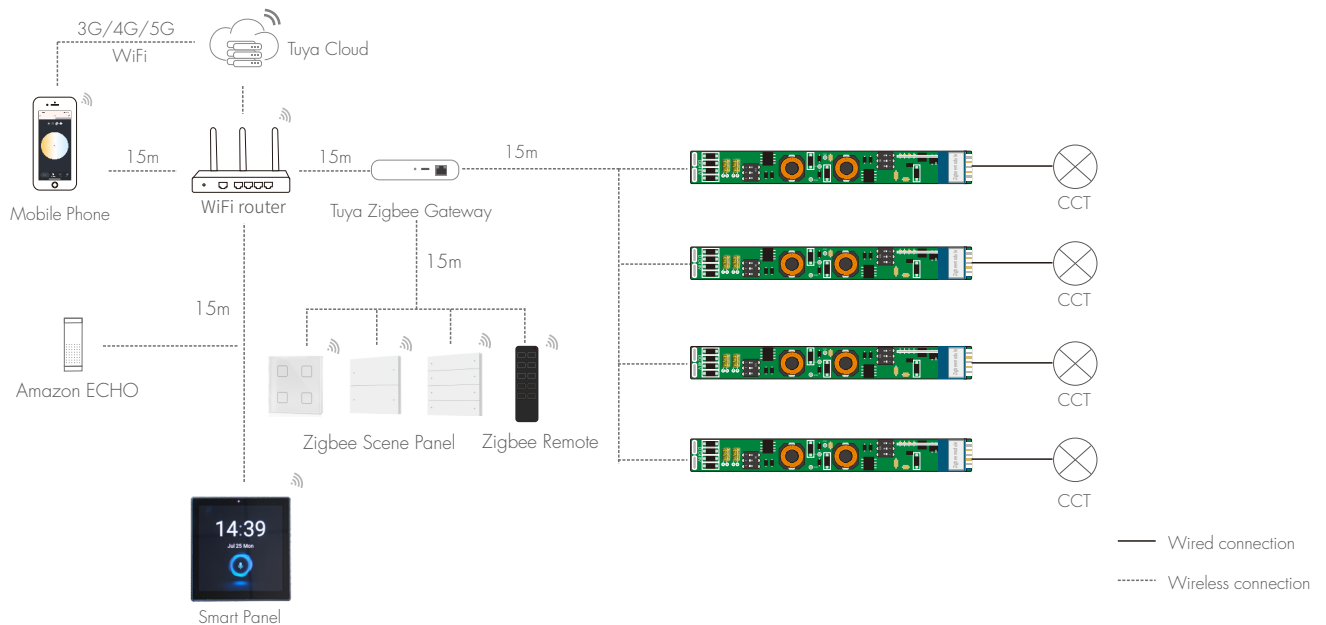
Mechanical Structures and Installations



Wiring Diagram



System wiring



Note:

1. The above distance is measured in spacious (no obstacle) environment, Please refer to the actual test distance before installation.
2. Please check if the WiFi router net in 2.4G band, the 5G band is not available, and do not hide your router network.
3. Please keep the distance between LED driver and router close, and check the WiFi signals.
4. Users must use the Tuya ZigBee gateway to realize remote control and voice control (The smart panel integrate Zigbee gateway function).

App Operating Instructions

1. Network pairing

- Download the Tuya APP and register an account, search and add the Tuya Zigbee gateway device.
- Quickly repeat power on and off five times to clear the previous network connection, enter pairing mode with the output light breathes blinking.
- Under the gateway, search and add new device. If the network connection is successful, you can find ZBS-CCT devices in Tuya APP.

2. Lighting control settings

After pairing the light device, click the device and change brightness and color temperature by touch brightness slide and color wheel.

In "Scene", there are 4 scene can be recalled or customized.

In "Setting", there are Plan, Schedule, Timer, Rhythms, Power-on behavior functions.

