

DALI 0/1-10V Dimmer

Model No.: DV1

AC input / 1 DALI address / 0/1-10V signal output / dry contact output

Features

- 1 DALI address, 1 channel 0/1-10V output.
- Powered by AC100-240V.
- 10 A dry contact mains rated relay output.
- 0-10V or 1-10V output selectable.
- In accordance with DALI standard protocol IEC 62386-101, IEC 62386-102, IEC 62386-206 and in compliance with DALI products from other international incorporation.
- Compliant DALI device type 5.

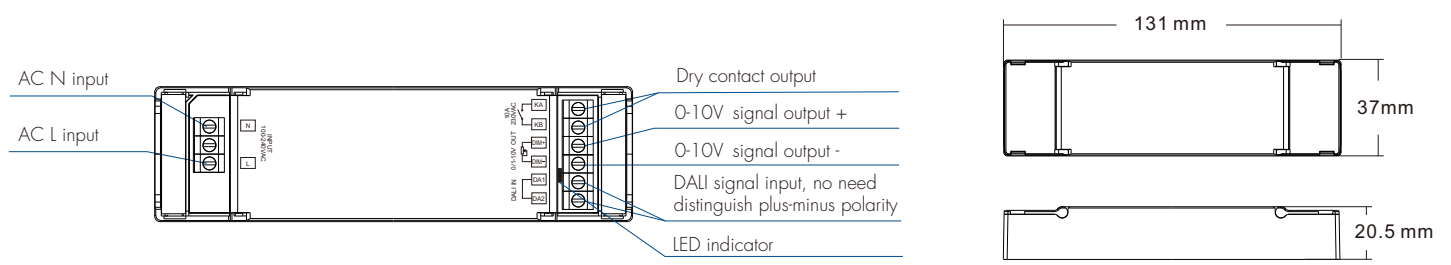


CE RoHS LVD

Technical Parameters

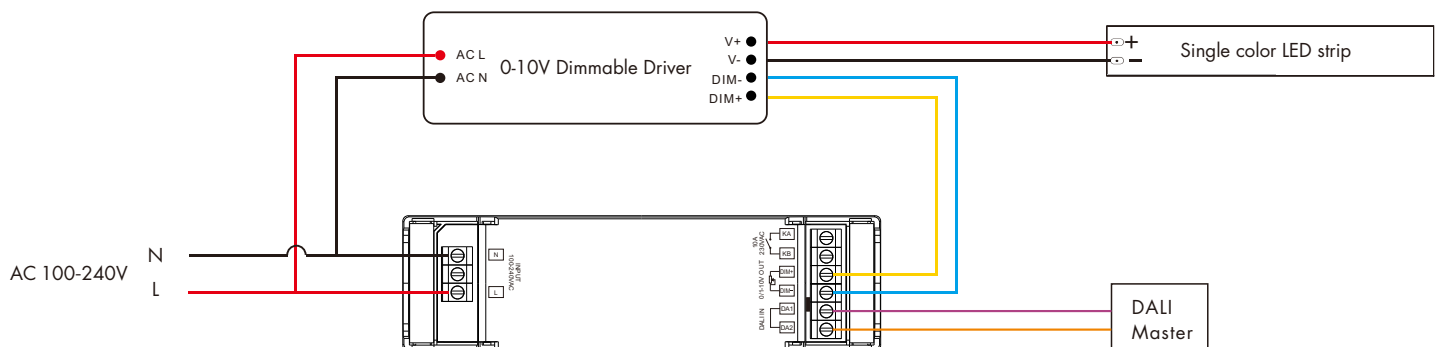
Input and Output		Dimming data		Safety and EMC	
Input voltage	100-240VAC	Dimming range	0 -100%	EMC standard (EMC)	ETSI EN 301 489-1 V2.2.3 ETSI EN 301 489-17 V3.2.4
Input current	0.02A	Dimming curve	Linear(default)	Safety standard(LVD)	EN 62368-1:2020+A11:2020
Output signal	0/1-10V, 20mA	Environment		Certification	CE,EMC,LVD
Max relay load current	10A resistive load 8A incandescent 5A inductive load	Operation temperature	Ta: -30°C ~ +55°C	Package	
Warranty		Case temperature (Max.)	Tc: +60°C	Size	W135x L40 x H23mm
Warranty	5 years	IP rating	IP20	Gross weight	0.089kg

Mechanical Structures and Installations

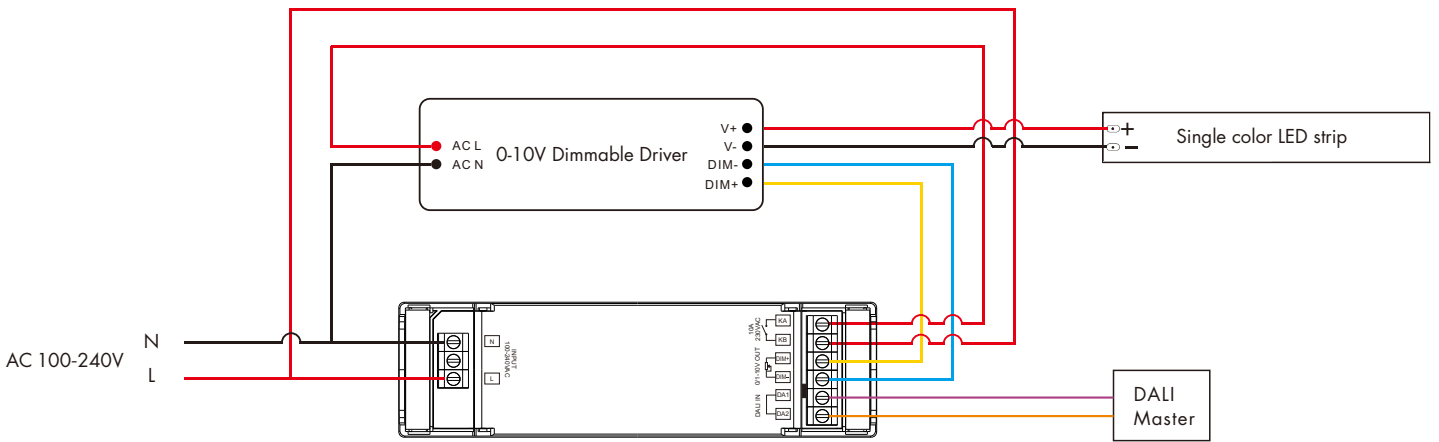


Wiring Diagram

- Connect with DALI 0/1-10V dimming driver (no use dry contact output)



- Connect with DALI 0/1-10V dimming driver (use dry contact output)



Note:
We recommend the number of LED drivers connected to 0/1-10V dimmer does not exceed 20 pieces, The maximum length of the wires from dimmer to LED driver should be no more than 50 meters.

Operation

Set 0/1-10V output mode

Switching 0-10V or 1-10V output mode via the DALI master software interface.

DALI address assigned by DALI masters

DALI address can also be assigned by DALI Master controller automatically.

Please refer to user manuals of compatible DALI Masters for specific operations.