


Hand Sweep Sensor Switch

Model No.: E1-B

Hand sweep sensor/DC12-24V/4A output/Aluminum profile installation



FC RoHS LVD

Features

- Hand sweep sensor switch, connected directly to the low voltage LED strip.
- When hand sweep, the strip turn on gradually.
When hand sweep again, the strip turn off gradually.
- Max 4A output current, max output power 96W@24V.
- Generally installed in the aluminum lamp strip housing.
- 3M paste in the bottom of the PCBA make easy installation and security.
- Low cost and high stability.
- Widely used in table lamps, bedroom lamps, wardrobe lights, etc.

Technical Parameters

Input and Output	
Input voltage	12-24VDC
Output voltage	12-24VDC
Output power	Max. 48W@12V Max. 96W@24V

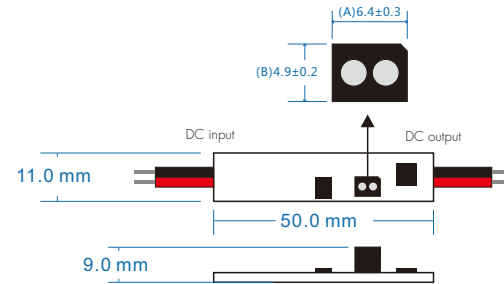
Sensor data	
Detective distance	≤8cm
Detective angle	15-30

Environment	
Operation temperature	Ta: -30°C ~ +55°C

Safety and EMC	
EMC standard (EMC)	EN301 489, EN 62479
Safety standard(LVD)	EN60950
Certification	CE, EMC, LVD


Warranty and Protection	
Warranty	5 years
Protection	Reverse Polarity

Dimension



Installation attention

- Cut a hole in size L7 x H5mm on the PC cover.
- Put mini sensor switch into profiles when power is off, put the detector head to the hole.
- Pay attention to power input and LED output polarity.



Wiring Diagram

