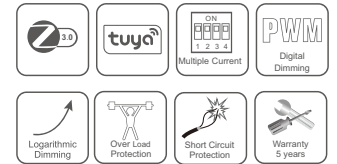



Zigbee 3.0 Constant Current CCT LED Driver

Model No.: PB-12A-2(WZS)

Features

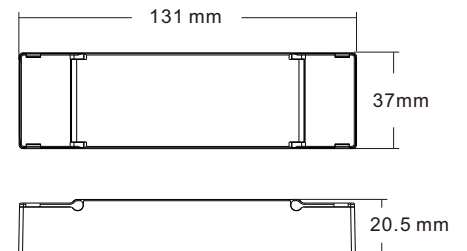
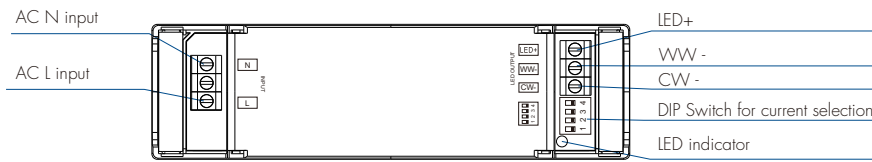
- Tuya APP cloud control, support color temp and brightness adjust, delay turn on/off, timer run, scene edit, sleep wake-up and biorhythms function
- Philips HUE APP control by connect with Philips HUE bridge
- Voice control, support Alexa, Google, Amazon ECHO and TmallGenie smart speaker
- Can relay and route to each other, up to 15 hops
- Match with Zigbee 3.0 remote or scene panel control optional
- Universal AC input / Full range
- Flicker-free
- 2 channel constant current output, configurable current via DIP switch
- Over-load / Short circuit protection, recover automatically
- Full protective plastic case
- Suitable for indoor LED lighting application
- 5 Year, 50,000hr warranty



Applications

- Suitable for downlight, spotlight and decorative applications.
- Office / Commercial / Domestic Lighting, Hotels, Classrooms, Warehouse, Health care, Retail and Display.
- Use for retrofit upgrades & new luminaire designs.

Mechanical Structures and Installations



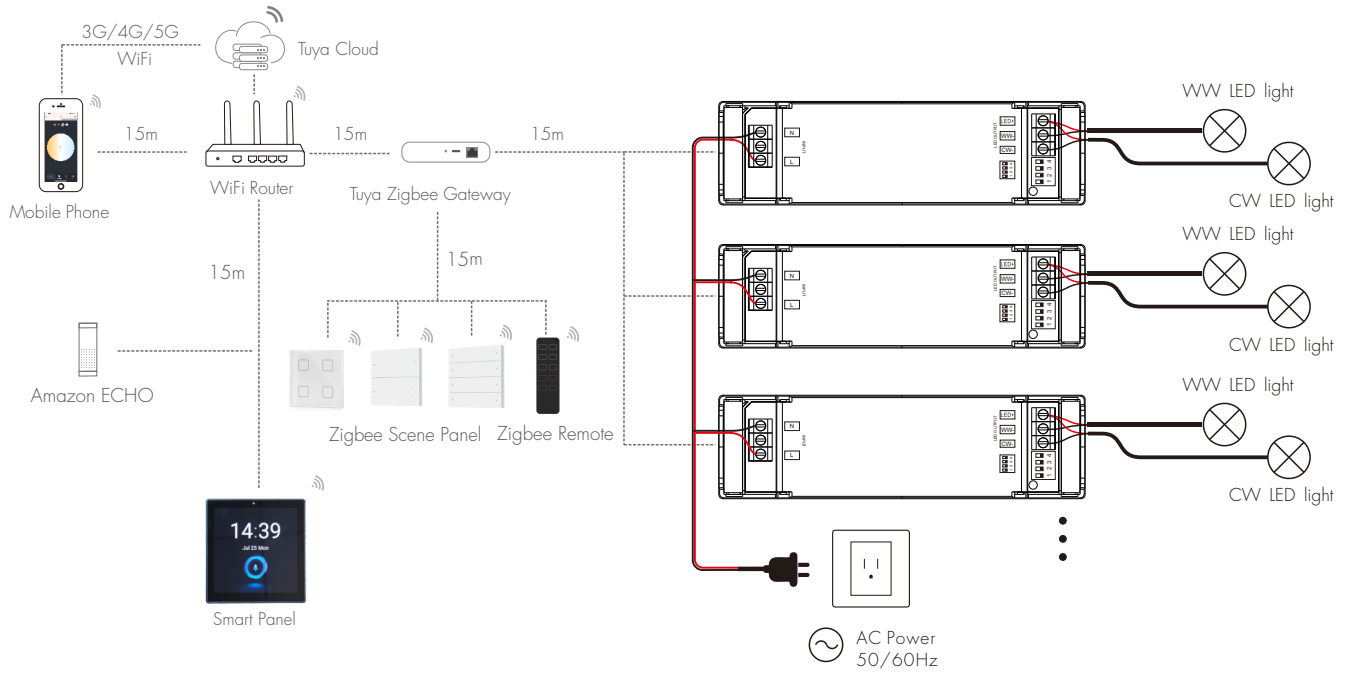
Technical Parameters

Output	Output Voltage	10 ~ 42VDC
	Output Current	2x(150~450)mA
	Output Power	Max. 12W
	Max Output Voltage	48VDC
	Dimming Range	0~100%
	PWM Frequency	4000Hz
	Current Accuracy	±5%
Input	Input Voltage Range	100~240VAC
	Frequency Range	50/60Hz
	Efficiency	80%
	Input Current	0.35A Max.
	Anti Surge	L-N: 1.2KV
	Startup time	1S/230VAC
	Inrush Current	Cold start 14.5A at 230VAC
	Leakage Current	< 0.5mA/230VAC
	No Load Power	<2W
Protection	Overload	Hiccup, recovers automatically after fault condition is removed
	Short circuit	Hiccup, recovers automatically after fault condition is removed
Environment	Working Temperature	-20°C~50°C
	Tcase Max	80°C
	Working Humidity	20%~90%RH, non-condensing
	Storage Temp/Humidity	-40°C~80°C, 10%~95%RH
	Temperature Coefficient	±0.03%/°C (0-50%)
	Vibration Resistance	10-500Hz, 2G, 6min/cycle, X,Y,Z axes/2min
IP Rating	IP20	
Safety&EMC	Security Specifications	IEC/EN61347-1, IEC/EN61347-2-13
	Withstand Voltage	I/P-O/P: 3750VAC
	Insulation Resistance	I/P-O/P: 100M/500VDC/25°C/70%RH
	EMC Emission	EN61000-3-2 Class C, IEC61000-3-3
	EMC Immunity	EN61000-4-2.3.4.5.6.8.11, EN61547
	Certifications	CE

LED Current Selection:

ON ↑	1	2	3	4							
	Uout	10-42V	10-42V	10-34V	10-27V						
OFF ↓	Iout	150mA	250mA	350mA	450mA						

System wiring



Note:

1. The above distance is measured in spacious (no obstacle) environment, Please refer to the actual test distance before installation.
2. Please check if the WiFi router net in 2.4G band, the 5G band is not available, and do not hide your router network.
3. Please keep the distance between LED driver and router close, and check the WiFi signals.
4. Users must use the Tuya ZigBee gateway to realize remote control and voice control (The smart panel integrate Zigbee gateway function).

App Operating Instructions

1. Network pairing

- Download the Tuya APP and register an account, search and add the Tuya Zigbee gateway device.
- Quickly press the "RESET NET" button five times or repeat power on and off five times to clear the previous network connection, enter pairing mode with the output light breathes blinking.
- Under the gateway, search and add new device. If the network connection is successful, you can find ZBS-CCT devices in Tuya APP.

2. Lighting control settings

After pairing the light device, click the device and change brightness and color temperature by touch brightness slide and color wheel.

In "Scene", there are 4 scene can be recalled or customized.

In "Setting", there are Plan, Schedule, Timer, Rhythms, Power-on behavior functions.

