

RF Constant Current Dual Color LED Driver


Model No.: PB-12A-2



Features

- Dimming interface: RF Wireless
- Match with Skydance's 2.4G dual color remote control, one RF LED driver accepts up to 10 remote controls
- Universal AC input / Full range
- 2 channel constant current output
- Auto-transmitting function: LED driver automatically transmit signal to another LED driver with 30m control distance
- Synchronize on multiple number of LED drivers
- Overheat / Overload / Short circuit protection, recover automatically
- Full protective plastic case
- Suitable for indoor LED lighting application
- 5 Year, 50,000hr warranty

Mechanical Structures and Installations



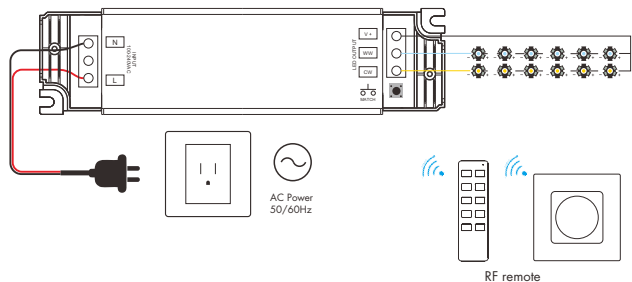
Technical Parameters

Output	Output Voltage	21VDC
	Output Current	600mA
	Output Power	Max. 12W
	Dimming Range	1~100%
	Current Accuracy	±5%
Input	Rise Time	560ms/11.5VAC, 500ms/230VAC
	Input Voltage Range	100VAC~265VAC
	Frequency Range	50/60Hz
	Efficiency	>80%/220VAC
	Alternating Current	0.20A/11.5VAC, 0.12A/230VAC
	THD	>15%/230VAC
	Inrush Current	Cold start 5A at 230VAC
	Leakage Current	< 0.5mA/230VAC
	No Load Power	< 1W
	Protection	Over Load Power
Short Circuit		Shutdown automatically if short circuit occurs, auto recovers.
Over Temperature		Intelligently adjust or turn off the output current if the PCB temp > 100°C, auto recovers.
Environment	Working Temperature	-30°C ~ 50°C
	Tcase Max	70°C
	Working Humidity	20% ~ 90%RH, non-condensing
	Storage Temp/Humidity	-40°C ~ 80°C, 10% ~ 95%RH
	Temperature Coefficient	±0.03%/°C (0-50%)
	Vibration Resistance	10-500Hz, 2G, 6min/cycle, X,Y,Z axes/2min
Safety&EMC	IP Rating	IP20
	Security Specifications	IEC/EN61347-1, IEC/EN61347-2-13
	Withstand Voltage	I/PO/P, 3750VAC
	Insulation Resistance	I/PO/P, 100MQ/500VDC/25°C/70%RH
	EMC Emission	EN55015, EN61000-3-2 Class C, IEC61000-3-3
EMC Immunity	EN61000-4-2, 3.4.5.6.8.11, EN61547	
Certifications	CE, EMC	

Applications

- Suitable for downlight, spotlight and decorative applications.
- Office / Commercial / Domestic Lighting, Hotels, Classrooms, Warehouse, Health care, Retail and Display.
- Use for retrofit upgrades & new luminaire designs.

Wiring Diagram



Match Remote Control (two match ways)

End user can choose the suitable match/delete ways. Two options are offered for selection:

Use the driver's Match key

Match:

Short press match key, immediately press on/off key (single zone remote) or zone key (multiple zone remote) of the remote.

Delete:

Press and hold match key for 5s to delete all match, The light blinks 5 times means all matched remotes were deleted.

Use Power Restart

Match:

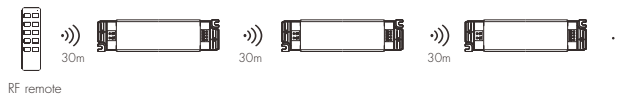
Switch off the power, then switch on power again, immediately short press on/off key (single zone remote) or zone key (multiple zone remote) 3 times on the remote. The light blinks 3 times means match is successful.

Delete:

Switch off the power, then switch on power again, immediately short press on/off key (single zone remote) or zone key (multiple zone remote) 5 times on the remote. The light blinks 5 times means all matched remotes were deleted.

When use multiple RF drivers, two application method:

1. All the drivers in the same zone.



Auto-transmitting: One driver can transmit the signals from the remote to another driver within 30m, as long as there is a driver within 30m, the remote control distance can be limitless.

Auto-synchronization: Multiple drivers within 30m distance can work synchronously when they are controlled by the same remote.

Driver placement may offer up to 30m communication distance. Metals and other metal materials will reduce the range. Strong signal sources such as WiFi routers and microwave ovens will affect the range. We recommend for indoor applications that driver placements should be no further apart than 15m.

2. Each driver(one or more) in a different zone, like zone 1, 2, 3 or 4.

