

10-key Dimming Remoter (R1,R1-1,RU4,RU8)

CE ROHS



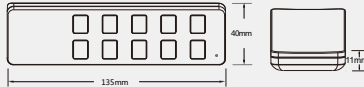
Summary

- Apply to single color LED lamp, switch or adjust the brightness.
- Adopt 2.4GHz wireless technology, remote distance up to 30m.
- Can match one or more controller or smart lamps.
- CR2032 button battery power supply.
- Operate with LED indicator light.

Technical Parameters

- Output signal: RF(2.4GHz)
- Working voltage: 3VDC(CR2032)
- Working current: < 20mA
- Standby current: < 4μA
- Standby time: 12 months
- Remote distance: 30m
- Working temperature: -30°C~55°C
- Dimension: L135×W40×H11mm
- Weight: 41g

Dimension



Match method

For controller with match key

- Match: Short press match key, within 5s, press any key of the remoter.
- Delete: Long press match key for 5s, delete all matched remoters.

For panel controller

- Match: Turn on light, turn off, immediately press on/off key for 5s, within 5s, press any key of the remoter.
- Delete: Turn on light, turn off, immediately press on/off key for 10s, delete all matched remoter.

For smart lamp or controller without match key

- Match: Switch off the power, then switch on power again, short press on/off key 3 times on the remoter quickly within 5s after power on, the link is done once the light blinks 3 times.
- Delete: Switch off the power, then switch on power again, short press on/off key 5 times on the remoter quickly within 5s after power on, the unlink is done once the light blinks 5 times.

Note: 4/5/8 zone remoter must use zone key match each zone receiver.

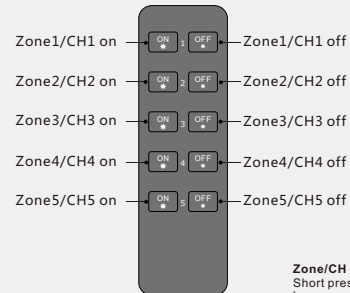
Key function

R1 Dimming Remoter



Note: Before the first use, please remove the insulating film on the battery.

R1-1 5 Zone or 5 CH Dimming Remoter

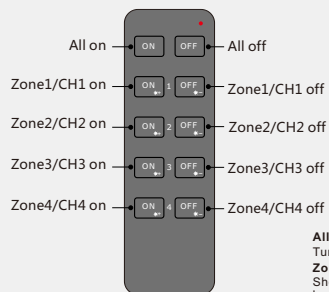


Zone/CH 1-5 on/off:
Short press turn on/off zone or channel light,
long press 1-5s continuous 256 levels adjust brightness.

R1-1 is default as 5 zone dimming remoter, also can be used as single zone 5 channel dimming remoter.
1 ON + 5 ON: Long press 2s set as 5 channel dimming remoter, match with one receiver of 5 channel, such as V5.

1 ON + 5 OFF: Long press 2s set as 5 zone dimming remoter, match with five receivers.

RU4 4 Zone Dimming Remoter



All on/off:
Turn on/off all 4 zone or channel light.

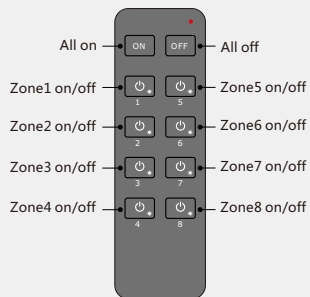
Zone/CH 1-4 on/off:
Short press turn on/off zone or channel light,
long press 1-5s continuous 256 levels adjust brightness.

RU4 is default as 4 zone dimming remoter, also can be used as single zone 4 channel dimming remoter.

All ON + 4 ON: Long press 2s set as 4 channel dimming remoter, match with one receiver of 4 channel, such as V4 or C4 controller.

All ON + 1 ON: Long press 2s set as 4 zone dimming remoter, match with four receivers.

RU8 8 Zone Dimming Remoter



All on/off:
Turn on/off all 8 zone light.

Zone 1-8 on/off:
Short press turn on/off zone light,
long press 1-5s continuous 256 levels adjust brightness.

Malfunctions analysis & troubleshooting

| Malfunctions | Causes | Troubleshooting |
|------------------------------|--|---|
| No response from the remoter | <ol style="list-style-type: none"> 1. The battery has no power. 2. Beyond controllable distance. 3. The controller did not match the remoter. | <ol style="list-style-type: none"> 1. Replace battery. 2. Reduce remote distance. 3. re-match the remoter. |

Safety & Warnings

1. When installing battery, pay attention to the battery positive and negative polarity.
2. When remote distance becomes smaller and insensitive, replace the battery.
3. A long time without the remote control, remove the battery.
4. Gently handle remoter, beware of falling.
5. This product is suitable for cleaning, drying, and suitable temperature.

Warranty Agreement

1. 3-year warranty:
 - The warranty is for free repair or replacement and covers manufacturing faults only.
 - Do not include fees of on site maintenance and consumable parts.
2. Limited Warranty
 - Artificial damage caused by improper use, such as use inappropriate power supply, improper accessories, improper installation, did not follow the instructions, error using or negligence.
 - Any damages caused by force majeure, such as natural disaster, abnormal voltage.
 - The normal use of products caused by aging, wear and tear, but it does not affect the normal use.