

Triac Constant Voltage LED Driver

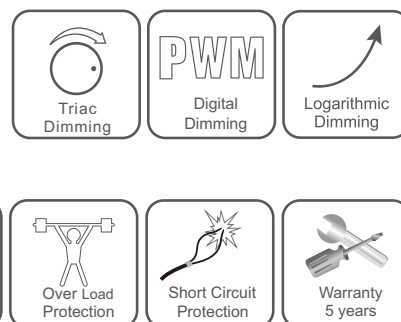


Model No.: TE-12-12, TE-12-24



TE-12-12



TE-12-24



Features

- Dimming interface: Triac/ELV
- Apply to leading edge/trailing edge Triac dimmers and dimming system
- PWM digital dimming, no alter LED color rendering index
- 1 channel constant voltage output, Max. total output power 12W
- Over-heat / Over-load / Short circuit protection, recover automatically
- Full protective plastic case
- Suitable for indoor LED lighting application
- 5 Year, 50,000hr warranty

Mechanical Structures and Installations



Technical Parameters


Model		TE-12-12	TE-12-24
Output	Output Voltage	12VDC	24VDC
	Output Current	Max. 1A	Max. 0.5A
	Output Power	Max. 12W	
	Dimming Range	0~100%	
	Ripple & Noise	<=300mV/230VAC	
	PWM Frequency	500Hz	
	Rise Time	800ms/230VAC	
	Hold Time	8ms/230VAC	
Input	Input Voltage Range	200VAC~240VAC	
	Frequency Range	50/60Hz	
	Efficiency	82%/230VAC	
	Alternating Current	0.13A/220VAC	
	Inrush Current	Cold start 16A at 230VAC	
	Leakage Current	<0.5mA	
	No Load Power	<1W	
Protection	Over Load Power	Shut down the output when current load >= 120%~150%, auto recovers.	
	Short Circuit	Shut down automatically if short circuit occurs, auto recovers.	
	Over Temperature	Intelligently adjust or turn off the output current if the PCB temp > 100°C, auto recovers.	
Environment	Working Temperature	-30°C~55°C	
	T _{case} Max	70°C	
	Working Humidity	20%~90%RH, non-condensing	
	Storage Temperature/Humidity	-40°C~80°C, 10%~95%RH	
	Temperature Coefficient	±0.03%/°C (0-50%)	
	Vibration Resistance	10-500Hz, 2G, 6min/cycle, X,Y,Z axes/2min	
	IP Rating	IP20	
Safety&EMC	Security Specifications	IEC/EN61347-1, IEC/EN61347-2-13	
	Withstand Voltage	I/P-O/P: 3750VAC	
	Insulation Resistance	I/P-O/P: 100MΩ/500VDC/25°C/70%RH	
	EMC Emission	EN55015, EN61000-3-2 Class C, IEC61000-3-3	
	EMC Immunity	EN61000-4-2.3.4.5.6.8.11, EN61547	
	Certifications	CE, EMC	

Applications


- Suitable for LED related fixture or appliance which use LED light bar and LED tape (like LED Decoration or Advertisement devices).
- Office / Commercial / Domestic Lighting, Hotels, Retail and Display.
- Use for retrofit upgrades & new luminaire designs.

Wiring Diagram

1. Connect Triac dimmer(no Neutral wire)



2. Connect Triac dimmer(with Neutral wire)



Triac Dimming Input

While connected with a Triac dimmer, such as Lutrom, Clipsal, Dynalite dimmer, different Triac dimmers from different suppliers may have different minimum dimming levels which the driver can not be dimmed below. To dim to 1%, please make sure the dimmer supports 1% minimum dimming level.

Dimming Curve

