


RGB LED Mini RF Controller

Model No.: V3-M, V3-M(CJ), V3-M(DJ)

3 channel constant voltage/Max 6A output/Stepless dimming/Wireless remote control



Model List

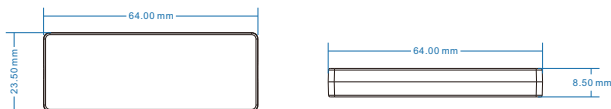
FC CE RoHS EMC LVD RED

Model	Photo	Power Connector	LED Connector
V3-M		Red/Black Cable 10cm	4-color Flat Cable 10cm
V3-M(CJ)		Red/Black Cable 10cm	4-pin Flat Female Jack 10cm
V3-M(DJ)		5.5mm DC Female Jack	4-pin Flat Female Jack 10cm

Features

- 3 channel constant voltage RGB LED mini RF controller.
- 2A per channel, output connect with 5 meters RGB LED strip.
- Match with Skydance's 2.4G single zone or multiple zone RGB/RGBW remote control.
- One RF controller accept up to 10 remote control.
- 4096 levels 0-100% dimming smoothly without any flash.
- Built in 10 dynamic mode, include jump or gradual change style.
- Auto-transmitting function: Controller automatically transmit signal to another controller with 30m control distance.
- Synchronize on multiple number of controllers.

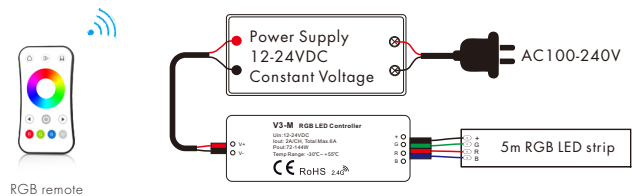
Dimension



Technical Parameters

Input and Output		Dimming data	
Input voltage	12-24VDC	Input signal	RF 2.4GHz
Output voltage	12-24VDC	Control distance	30m(Barrier-free space)
Output current	2A/CH, Total Max. 6A	Dimming gray scale	4096 (2^12) levels
Output type	Constant voltage	Dimming range	0-100%
Environment		Dimming curve	Logarithmic
Operation temperature	Ta: -30°C ~ +55°C	PWM Frequency	500Hz (default)
Case temperature (Max.)	Tc: +85°C	Safety and EMC	
IP rating	IP20	EMC standard [EMC]	EN301 489, EN 62479
Warranty and Protection		Safety standard [LVD]	EN60950
Warranty	5 years	Radio Equipment [RED]	EN300 328
Protection	Reverse polarity Over heat	Certification	CE, EMC, LVD, RED

Wiring Diagram



Match Remote Control

Match:

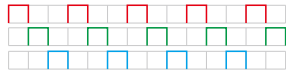
Switch off the power, then switch on power again, immediately short press on/off key (single zone remote) or zone key (multiple zone remote) 3 times on the remote. The light blinks 3 times means match is successful.

Delete:

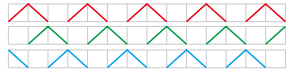
Switch off the power, then switch on power again, immediately short press on/off key (single zone remote) or zone key (multiple zone remote) 5 times on the remote. The light blinks 5 times means all matched remotes were deleted.

RGB dynamic mode list

1: RGB jump



2: RGB smooth



3: 6 color jump



4: 6 color smooth



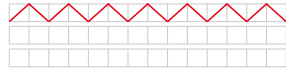
5: Yellow cyan purple smooth



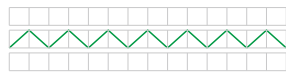
6: RGB fade in and out



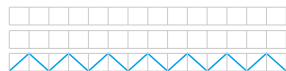
7: Red fade in and out




8: Green fade in and out



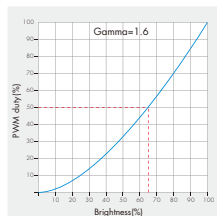
9: Blue fade in and out



10: White fade in and out



Dimming curve



Application notes

1. All the receivers in the same zone.



RF remote

Auto-transmitting: One receiver can transmit the signals from the remote to another receiver within 30m, as long as there is a receiver within 30m, the remote control distance can be limitless.

Auto-synchronization: Multiple receivers within 30m distance can work synchronously when they are controlled by the same remote, under same dynamic mode and with same speed.

Receiver placement may offer up to 30m communication distance. Metals and other metal materials will reduce the range. Strong signal sources such as WiFi routers and microwave ovens will affect the range.

We recommend for indoor applications that receiver placements should be no further apart than 15m.

2. Each receiver(one or more) in a different zone, like zone 1, 2, 3 or 4.



Malfunctions analysis & troubleshooting

Malfunctions	Causes	Troubleshooting
No light	1. No power. 2. Wrong connection or insecure.	1. Check the power. 2. Check the connection.
Wrong color	1. Wrong connection of R/G/B wires.	1. Reconnect R/G/B wires.
No response from the remote	1. The battery has no power. 2. Beyond controllable distance. 3. The controller did not match the remote.	1. Replace battery. 2. Reduce remote distance. 3. Re-match the remote.