

4 Channel Constant Voltage LED Waterproof RF Controller



Model No.: V4-WP

IP67 waterproof/4 Channels/Step-less dimming/Wireless remote control/Auto-transmitting/Synchronize



FC CE RoHS LVD RED

Features

- Waterproof 4 channel constant voltage LED RF controller with IP67 rating, suitable for outdoor and damp environment.
- Match with Skydance's 2.4G single zone or multiple zone single color, dual color and RGB/RGBW remote control.
- One RF controller accept up to 10 remote control.
- 4096 levels 0-100% dimming smoothly without any flash.
- When using with RGB/RGBW light, built in 10 dynamic mode, include jump or gradual change style.
- Auto-transmitting function: Controller automatically transmit signal to another controller with 30m control distance.
- Synchronize on multiple number of controllers.

Technical Parameters

Input and Output	
Input voltage	12-36VDC
Input current	20.5A
Output voltage	4 x (12-36)VDC
Output current	4CH,5A/CH
Output power	4 x (60-180)W
Output type	Constant voltage

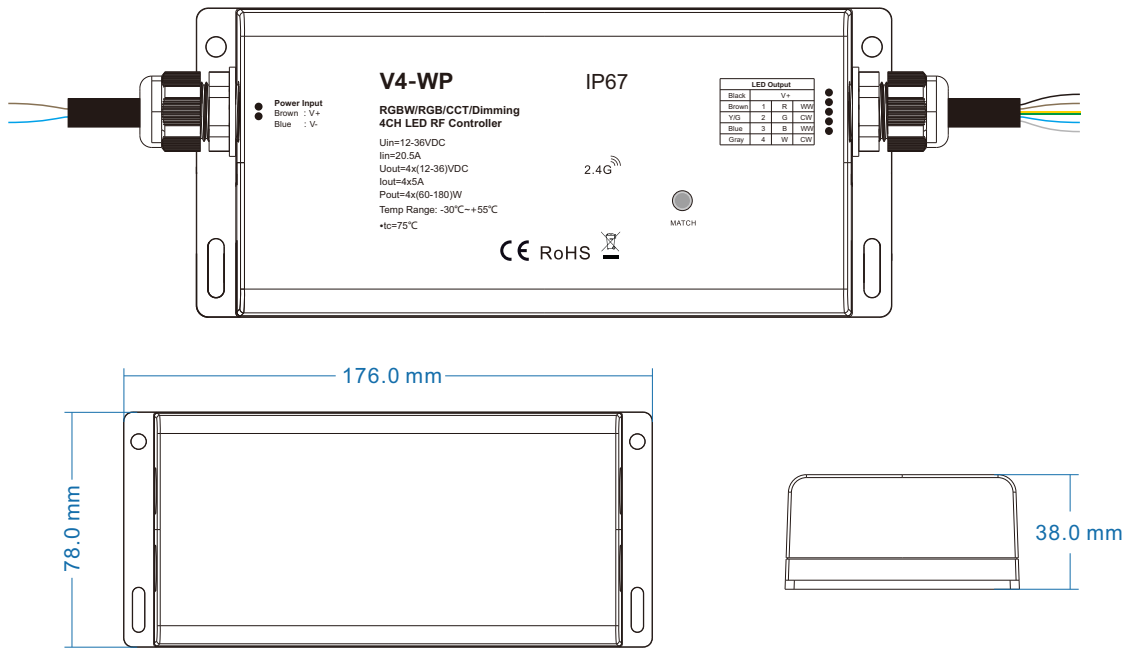
Dimming data	
Input signal	RF 2.4GHz
Control distance	30m(Barrier-free space)
Dimming gray scale	4096 (2 ¹²) levels
Dimming range	0-100%
Dimming curve	Logarithmic
PWM Frequency	500Hz (default)

Safety and EMC	
EMC standard (EMC)	EN301 489,EN 62479
Safety standard(LVD)	EN60950
Radio Equipment(RED)	EN300 328
Certification	CE,EMC,LVD,RED

Environment	
Operation temperature	Ta: -30 °C ~ +55 °C
Case temperature (Max.)	Tc: +85 °C
IP rating	IP67

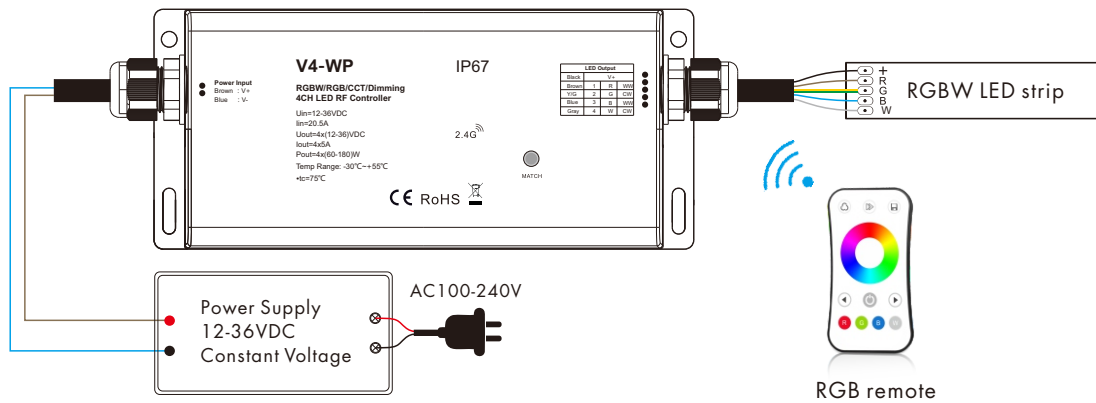
Warranty and Protection	
Warranty	5 years
Protection	Reverse Polarity Over-heat Over-load Short circuit

Mechanical Structures and Installations



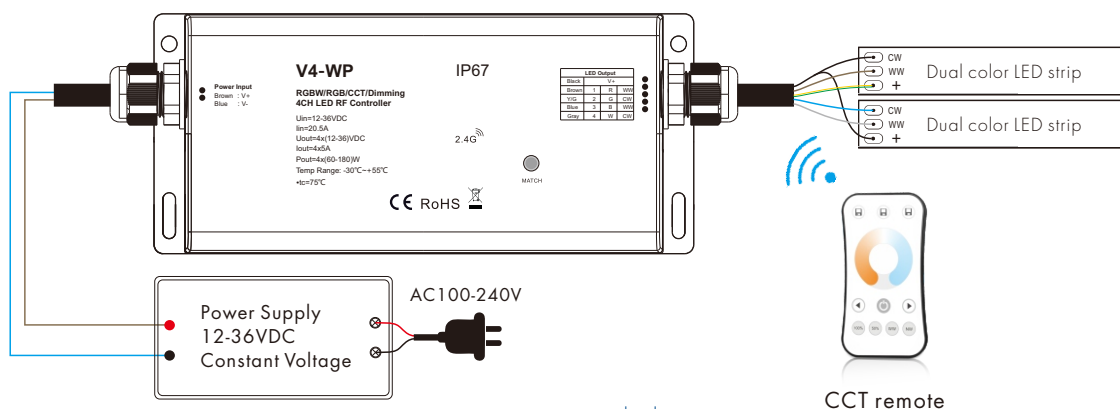
Wiring Diagram

• V4-WP for RGB/RGBW

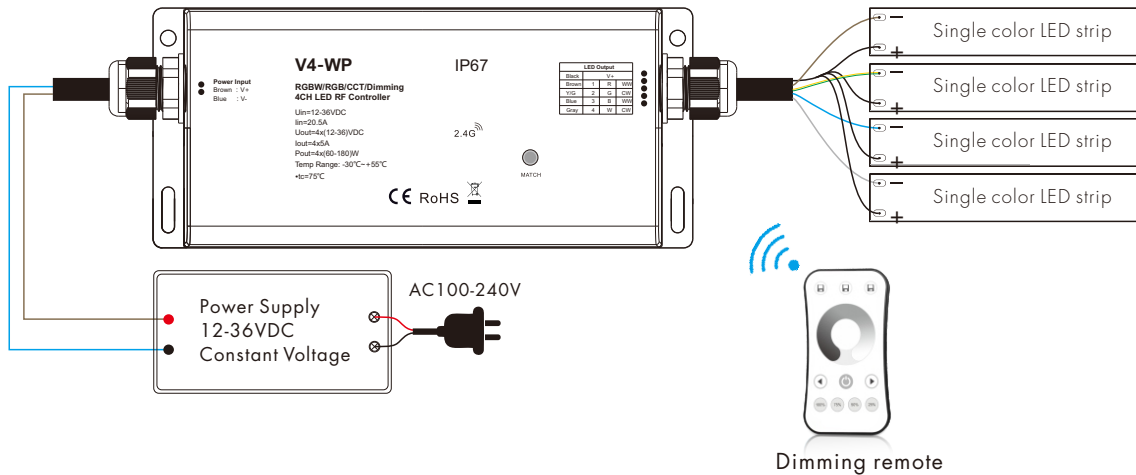


Note: If connect with RGB LED strip, please long press match key for 15s, the controller will become RGB type.

• V4-WP for dual color



● V4-WP for single color



Match Remote Control (two match ways)

End user can choose the suitable match/delete ways. Two options are offered for selection:

Use the controller's Match key

Match:

Short press match key, immediately press on/off key (single zone remote) or zone key (multiple zone remote) of the remote.

Delete:

Press and hold match key for 5s to delete all match, The light blinks 5 times means all matched remotes were deleted.

Use Power Restart

Match:

Switch off the power, then switch on power again, immediately short press on/off key (single zone remote) or zone key (multiple zone remote) 3 times on the remote. The light blinks 3 times means match is successful.

Delete:

Switch off the power, then switch on power again, immediately short press on/off key (single zone remote) or zone key (multiple zone remote) 5 times on the remote. The light blinks 5 times means all matched remotes were deleted.

RGB/RGBW dynamic mode list

No.	Name	No.	Name
1	RGB jump	6	RGB fade in and out
2	RGB smooth	7	Red fade in and out
3	6 color jump	8	Green fade in and out
4	6 color smooth	9	Blue fade in and out
5	Yellow cyan purple smooth	10	White fade in and out

Dual color control

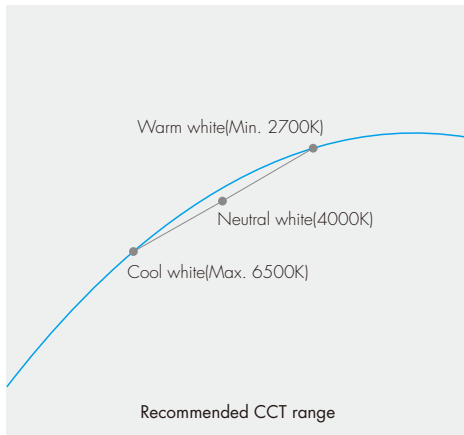
CH1,CH3=Warm white LED

CH2,CH4=Cool white LED

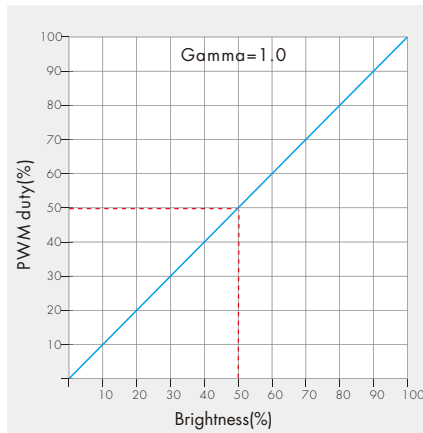
Each channel can supply up to 120W(@24V) and white balance can be controlled as such:

Color temperature	Cool white	Neutral white	Warm white
Power distribution	CH1=0W,CH2=120W CH3=0W,CH4=120W	CH1=60W,CH2=60W CH3=60W,CH4=60W	CH1=120W,CH2=0W CH3=120W,CH4=0W

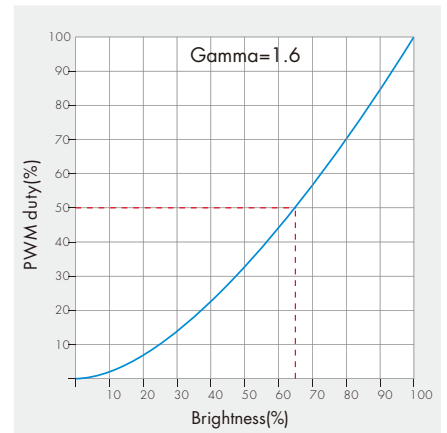
Linear dual color tuning



Dimming curve for CCT



Dimming curve for RGBW/RGB/DIM



Malfunctions analysis & troubleshooting

Malfunctions	Causes	Troubleshooting
No light	<ol style="list-style-type: none"> No power. Wrong connection or insecure. 	<ol style="list-style-type: none"> Check the power. Check the connection.
Wrong color	<ol style="list-style-type: none"> Wrong connection of R/G/B/W wires. 	<ol style="list-style-type: none"> Reconnect R/G/B/W wires.
Uneven intensity between front and rear, with voltage drop	<ol style="list-style-type: none"> Output cable is too long. Wire diameter is too small. Overload beyond power supply capability. Overload beyond controller capability. 	<ol style="list-style-type: none"> Reduce cable or loop supply. Change wider wire. Replace higher power supply. Add power repeater.
No response from the remote	<ol style="list-style-type: none"> The battery has no power. Beyond controllable distance. The controller did not match the remote. 	<ol style="list-style-type: none"> Replace battery. Reduce remote distance. Re-match the remote.