



LED Intelligent Driver (CV)

- Dimming range: 0~100%, LED start at 0.1% possible.
- 0-100% flicker-free, High frequency exemption level.
- Dimming interfaces: DALI-2, Push DIM
- High Efficient driver: PF>0.96, THD<10%
- Over load / Over temp. / Short circuit / Over voltage protection, recover automatically.
- Suitable for internal lights application for I / II / III.
- Up to 50000-hour life time.

Dimmable:

0.1% - 100%

PF>0.96

THD<10%

Flicker-free
 IEEE 1789
 High frequency exemption level



CE SELV IP67




Specification

Model		YSD-200WUDF-12TL	YSD-200WUDF-24TL
OUTPUT	Output voltage	12VDC	24VDC
	Output voltage range	12VDC±0.3VDC	24VDC±0.6VDC
	Output current	Max 16.7A	Max 8.3A
	Output power	Max 200W	
	Output power range	0~200W	
	With or without strobe	No strobe	
	Dimming range	0~100%, dimming depth: Max. 0.1%	
	Ripple & Noise	≤150mV	≤240mV
	DALI frequency	4000Hz	
INPUT	Dimming interface	DALI-2 / PUSH DIM	
	Input voltage	100-264Vac	
	Frequency	50/60Hz	
	Input current	2.4~0.8A	
	Power factor	PF>0.96/230Vac, at full load	
	THD	≤10% at 230Vac, at full load	
	Efficiency (typ.)	92%	93%
	Standby Power Loss	<0.5W	
	Inrush current(typ.)	Cold start 60A at 230Vac	
	Control surge capability	L-N:2KV	
	Leakage current	Max. 0.5mA	
ENVIRONMENT	Working temperature	ta: -25°C ~ 50°C tc: 90°C	
	Working humidity	20 ~ 95%RH, non-condensing	
	Storage temp., humidity	-40°C ~ 80°C, 10~95%RH	
	Vibration	10~500Hz, 2G 12min./1cycle, period for 72min. each along X, Y, Z axes.	
PROTECTION	Overtemperature	Protection type: Shut down o/p voltage, re--power on to recover	
	Over voltage protection	Shut down the output when non-load voltage ≥16V, re-power on to recover after fault condition is removed.	Shut down the output when non-load voltage ≥28V, re-power on to recover after fault condition is removed.
	Over load protection	Shut down the output when current load ≥110%, auto recovers.	
	Short circuit protection	When the short-circuit protection is triggered, it can be automatically restored after the fault is eliminated.	
SAFETY & EMC	Withstand voltage	I/P-O/P: 3750Vac	
	Isolation resistance	I/P-O/P: 100MΩ/500VDC/25°C/70%RH	
	Safety standards	IEC/EN61347-1, IEC/EN61347-2-13	
	EMC emission	EN55015, EN61000-3-2 Class C, IEC61000-3-3	
	EMC immunity	EN61000-4-2,3,4,5,6,8,11 EN61547	
Strobe test standard	IEEE 1789		


Dimensions

Unit: mm




Wiring diagram

DALIConnection Mode



PUSH DIMConnection Mode



0-100 dimmer
Short press to on/off,
long press to dim.

* Dimming interface priority: DMX/RDM first, Push DIM next.

Push DIM



Reset switch

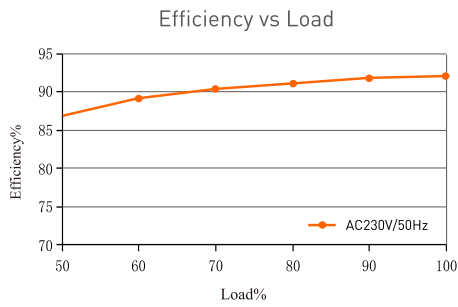
On/off control: Short press.

Stepless dimming: Long press.

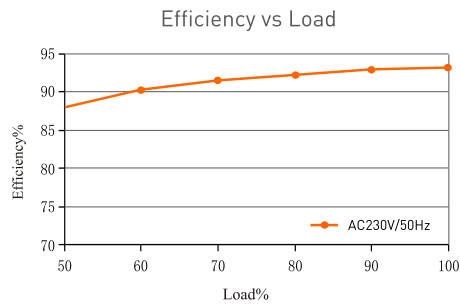
With every other long press, the brightness level goes to the opposite direction.

Dimming memory: Go to the brightness level adjusted previously when lights are turned on.

Relationship diagrams



YSD-200WUDF-12TL

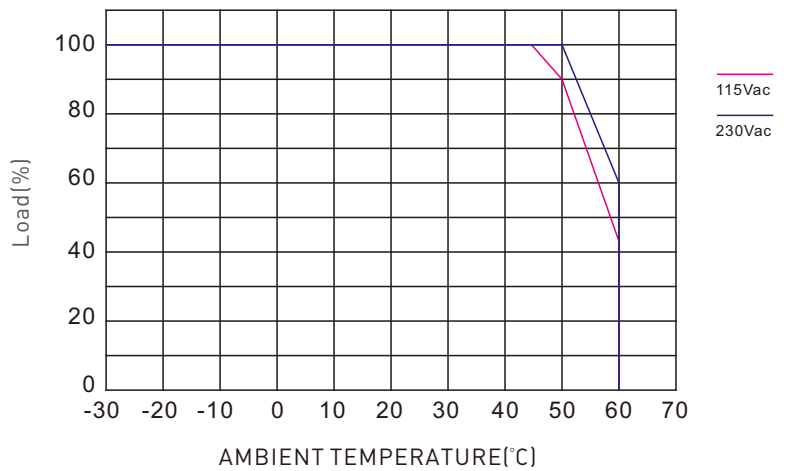


YSD-200WUDF-24TL

Packaging Information

DIMENSION	372x36x22.6mm(LxWxH)
PACKING	mm(LxWxH)
CARTON QUANTITY	PCS
CARTON SIZE	mm(LxWxH)
WEIGHT	670g±10gPCS

Temperature load curve



Flicker Test Form

IEEE 1789

Limit of Modulation in low risk area	
Waveform frequency of Optical output	limit (%)
$f \leq 8\text{Hz}$	0.2
$8\text{Hz} < f \leq 90\text{Hz}$	$0.025 \times f$
$90\text{Hz} < f \leq 1250\text{Hz}$	$0.08 \times f$
$f > 1250\text{Hz}$	Exemption assessment
Limit of Modulation in no effect area	
Waveform frequency of Optical output	limit (%)
$f \leq 10\text{Hz}$	0.1
$10\text{Hz} < f \leq 90\text{Hz}$	$0.01 \times f$
$90\text{Hz} < f \leq 3125\text{Hz}$	$[0.08/2.5] \times f$
$f > 3125\text{Hz}$	Exemption assessment (High frequency exemption)

Brightness

- ★ 1%
- ▲ 5%
- ◆ 10%
- 20%
- ▲ 30%
- 40%
- ★ 50%
- 60%
- 70%
- ★ 80%
- ★ 90%
- ◆ 100%

Exemption assessment (High frequency exemption)

