


Flexible LEDLight Sheet

Flex LED Sheet is ideally suited for counter and bar tops, curved surfaces, low clearance applications and situations where exact measurements are not known or likely to change. With high density LED, Light Sheets are specifically engineered to be a dimmable, field customizable solution for backlighting translucent materials. Cut LEDs from any part of the sheet to avoid obstacles without interrupting power to the rest of the sheet. Fold and shape over edges and around curvilinear shapes. Connect up to eight Light Sheets in any configuration needed, easily and quickly without soldering. 105LEDs/pcs, 210LEDs/pcs, 420LEDs/pcs are options for your choice.


FLEXIBLE LED SHEET FEATURE

- 1LED Cutable
- 110Lumen/W
- Bendable and Foldable
- CRI>80, Ra 90 Optional
- White, Warm White, Red, Green, Blue
- Single Bin LED with Epistar Chip




Cut

Flex led sheet can be cut every one led, allows for on-site customization which can eliminate custom order lead times. When discrepancies occur between drawing specs and field measurements or when changes need to be made, on-site customization avoids delays.



Fold

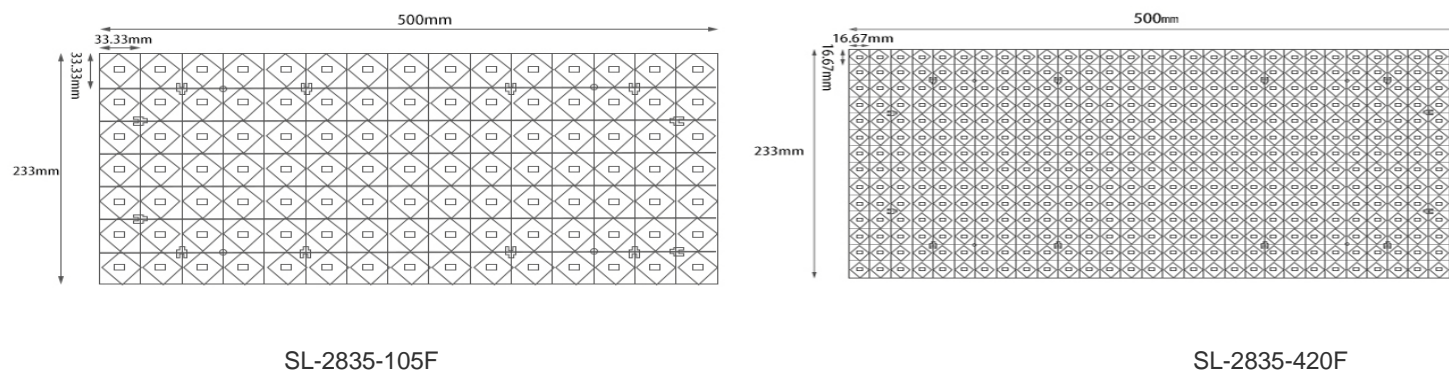
Fold and shape over edges and around curvilinear shapes. Add a seamless, uniform backlighting effect to translucent surfaces with multiple planes. The Flexible Circuit Board (FCB) can bend along both axes and diagonally.



Connect

LED flexible sheets interconnect quickly and easily with included sheet-to-sheet connection wires. Connect up to eight sheets in any arrangement, integrated 2-pin connection blocks eliminate the need to solder and speed installation.

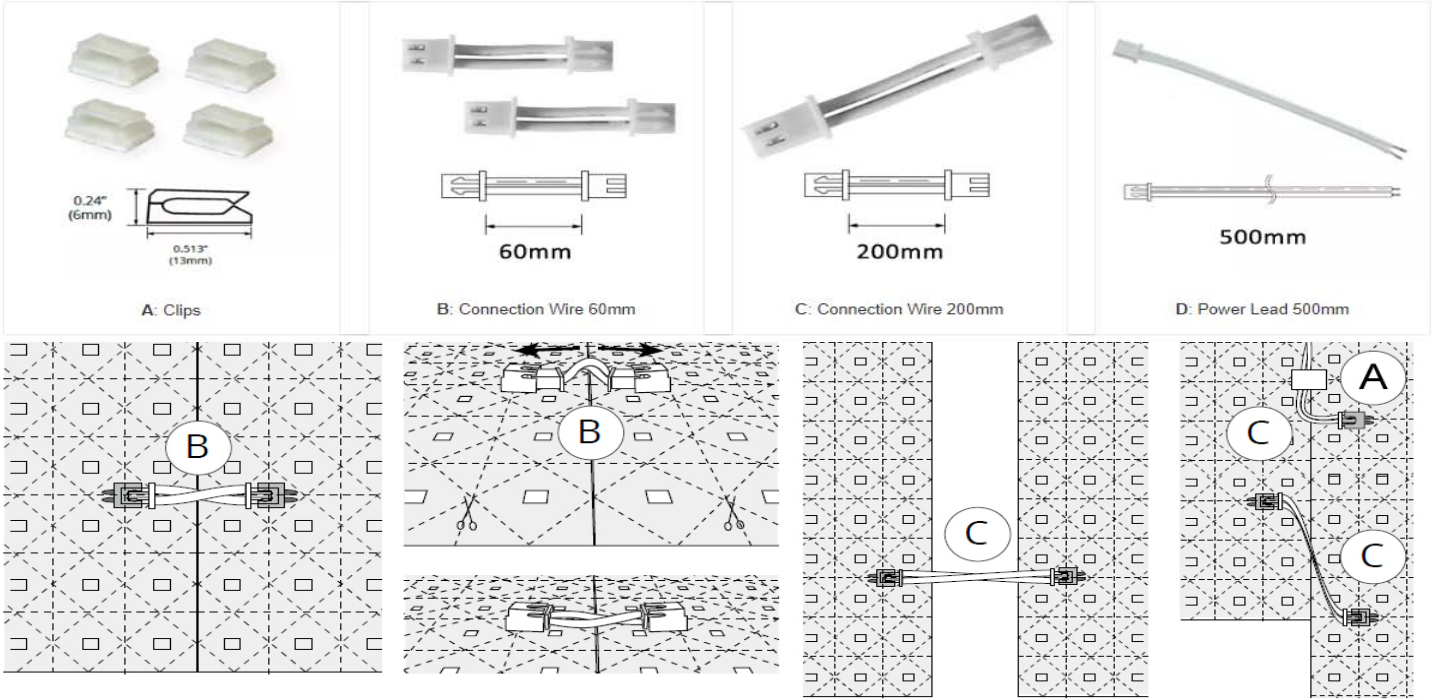
FLEXIBLE LED SHEET DIMENSION



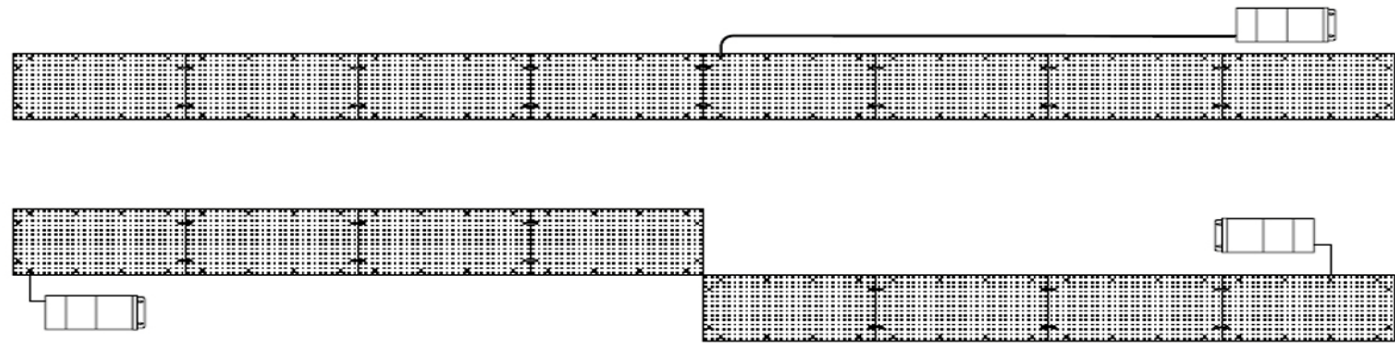
FLEXIBLE LED SHEET SPECIFICATION

Model No.	SL-2835-105F	SL-2835-210F	SL-2835-420F
LED Light Source	SMD2835		
LED Chip QTY	105LEDs/pcs	210LEDs/pcs	420LEDs/pcs
Voltage	24V		
Power	12W		
CRI	80/90		
Lumen	1350LM	1400LM	1450LM
PCB Thickness	2oz		
PCB Size	500*233mm		
PCB Color	White		
Beam Angle	180°		
Tape	3M 300LSE Tape on the Back		
Cutable Unit	33.33*33.33mm	23.8*23.3mm	16.67*16.67mm

FLEXIBLE LED SHEET ACCESSORIES



FLEXIBLE LED SHEET POWER INPUT



FLEXIBLE LED SHEET APPLICATION

