


RF Smart AC Switch

Model No.: SS-L

RF AC Switch / Push onoff / Relay output / Zero-crossing detection

Features

- RF + AC push smart switch, without dimming function.
- To switch single color LED lamps, traditional incandescent and halogen lights.
- Compatibility with RF 2.4G dimming remote control.
- Connect with external push switch optional.
- High-inrush specification relays (normally open).

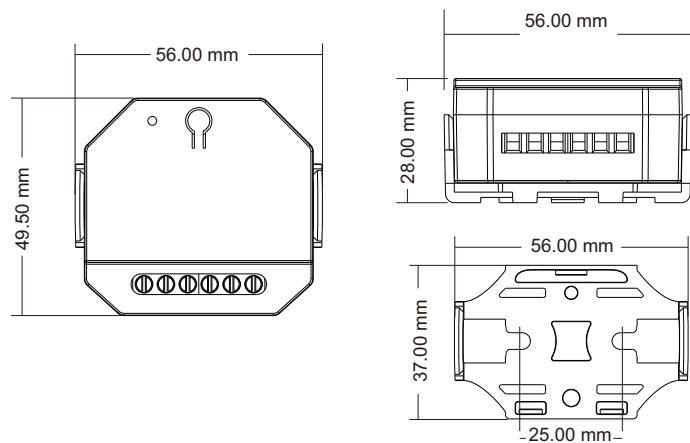
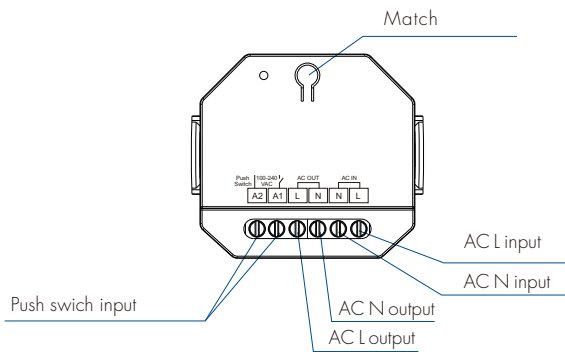


CE RoHS RED

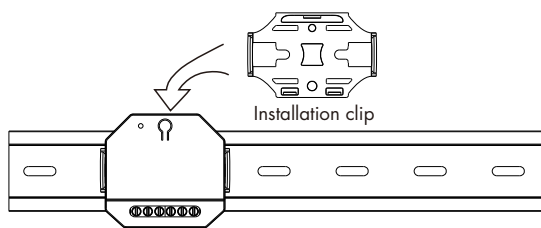
Technical Parameters

Input and Output		Safety and EMC		Environment	
Input voltage	AC 100-240V	EMC standard(EMC)	ETSI EN 301 489-1 V2.2.3 ETSI EN 301 489-17 V3.2.4	Operation temperature	Ta: -30 °C ~ +55 °C
Output voltage	AC 100-240V	Safety standard	EN 62368-1:2020+A11:2020	Case temperature (Max.)	Tc: +85 °C
Output current	1.5A (Resistive load) 1.0A (inductive load)	Radio Equipment(RED)	ETSI EN 300 328 V2.2.2	IP rating	IP20
Output power	1500-3600W	Certification	CE, EMC, RED	Package	
Relay surge current	120A (20ms)	Warranty		Size	L60x W60 x H40mm
Input signal	RF 2.4GHz + Push switch	Warranty	5 years	Gross weight	0.061kg
RF Control distance	30m (Barrier-free space)				

Mechanical Structures and Installations



Installation method



Note:

1. The installation must be installed or removed by a professional electrician.
2. Please keep the device out of the reach of children.
3. Please keep away from water, humid or hot environment.
4. The device should be kept away from strong signal sources (such as microwave ovens) to avoid signal interruption and cause the device not to work properly.
5. Avoid placing the device close to or near high-density materials (such as metal, concrete walls, etc.), which will reduce or block the wireless signal.

Match RF remote control

User can choose the suitable match/delete ways. Two options are offered for selection:

Use the Match key

Match:
Short press match key ,
immediately press on/off key (single zone remote)
or zone key (multiple zone remote) on the remote.

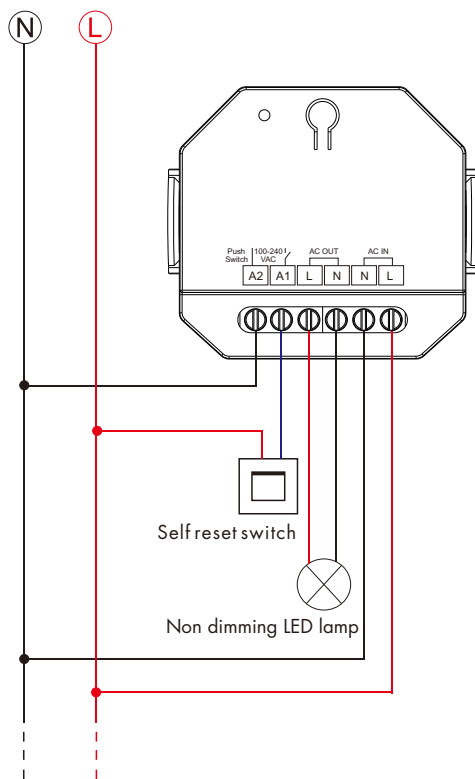
Delete:
Press and hold match key for 10s to delete all match,
The light blinks 5 times means all matched remotes were deleted.

Use Power Restart

Match:
Switch off the power, then switch on power, repeat again,
Immediately short press on/off key (single zone remote)
or zone key (multiple zone remote) 3 times on the remote.
The light blinks 3 times means match is successful.

Delete:
Switch off the power , then switch on power, repeat again,
Immediately short press on/off key (single zone remote)
or zone key (multiple zone remote) 5 times on the remote.
The light blinks 5 times means all matched remotes were deleted.

Wiring diagram



Self reset switch:
Short press, turn on the light;
Short press again, turn off the light.

Note:
The MAX. surge current of the switch is 120A.
When connecting multiple capacitive (LED power supplies) or inductive loads,
the sum of the surge currents can not exceed its maximum value.
Otherwise, long-term use may cause product damage.

Available RF remote



RU4
4 zone remote



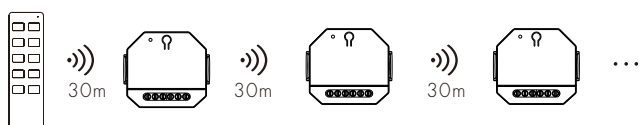
RU8
8 zone remote



PF1-2
2 zone remote

Application Description

1. All receivers in the same area are controlled synchronously.



RF remote

● Automatic transmission:

The receiver transmit the remote control signal to another receiver (within 30m), and when the remote control signal is not strong, a signal amplifier can be used to extend the Wireless control distance.

● Automatic synchronization:

The same remote control can synchronously control multiple receivers within a distance of 30;

The receiver MAX. remote control distance is 30m, but strong signal sources such as reinforced concrete walls, metal materials, WiFi routers, and microwaves will shorten the remote control distance;

For indoor applications, it is recommended that the receiver be placed no more than 15 meters away.

● It is recommended not to have too many receivers controlled by a remote control to avoid interference between remote control signals.

2. Each receiver (one or more) is located in a different area, such as Zone 1, 2, 3, or 4, with zone control.

