

# CCT Touch Wheel RF Remote Controller

Model No.: RT2, RT7, RT8C

1, 4, 8 zone CCT/Touch color wheel/Wireless remote 30m distance/AAAx2 battery

## Features

- Apply to dual color(warm white + cool white) LED controller.
- Ultra sensitive color adjustment touch wheel.
- Each remote can match one or more receiver.
- AAAx2 battery powered.
- Operate with LED indicator light.



RT2  
1 Zone CCT



RT7  
4 Zone CCT



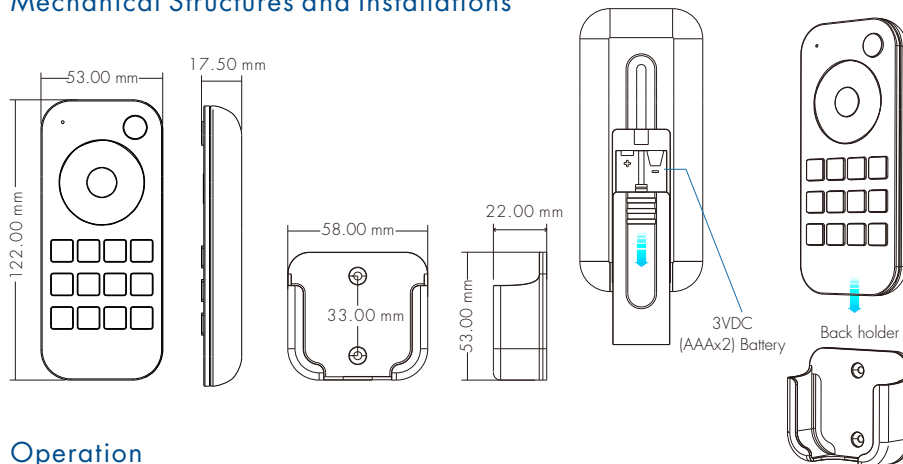
RT8C  
8 Zone CCT

CE RoHS LVD RED

## Technical Parameters

Input and Output		Safety and EMC		Environment	
Output signal	RF(2.4GHz)	EMC standard (EMC)	ETSI EN 301 489-1 V2.2.3	Operation temperature	Ta: -30 °C ~ +55 °C
Working voltage	3VDC(AAAx2)		ETSI EN 301 489-17 V3.2.4		
Working current	<5mA	Safety standard(LVD)	EN 62368-1 :2020+A11 :2020	<b>Package</b>	
Standby current	<10µA	Radio Equipment(RED)	ETSI EN 300 328 V2.2.2	Size	L140 x W60 x H26mm
Standby time	1 year	Certification	CE,EMC,LVD,RED	Gross weight	0.088kg
Remote distance	30m(Barrier-free space)			<b>Warranty</b>	
				Warranty	5 years

## Mechanical Structures and Installations



To fix the remote, three options are offered for selection:

- Option 1: fix the remote' back holder on the wall with two screws.
- Option 2: adhere the remote' back holder to the wall with pastar.

## Operation

- When turn on light, the indicator display blue. when turn off light, the indicator display red.
- When touch the color wheel, the indicator will display the same color.
- When press or touch operation is invalid (If the light is off), the indicator display red.
- To extend battery life, no touch or press key operation after a few seconds, the touch wheel will enter sleep state, you need press any key to make touch wheel quit sleep state.

## Match Remote Control (two match ways)

End user can choose the suitable match/delete ways. Two options are offered for selection:

### Use the controller's Match key

Match:

Short press match key, immediately press on/off key (single zone remote) or zone key (multiple zone remote) of the remote.

The LED indicator fast flash a few times means match is successful.

Delete:

Press and hold match key for 5s to delete all match, The LED indicator fast flash a few times means all matched remotes were deleted.

### Use Power Restart

Match:

Switch off the power, then switch on power, repeat again.

Immediately short press on/off key (single zone remote) or zone key (multiple zone remote) 3 times on the remote.

The light blinks 3 times means match is successful.

Delete:


Switch off the power, then switch on power, repeat again.

Immediately short press on/off key (single zone remote) or zone key (multiple zone remote) 5 times on the remote.

The light blinks 5 times means all matched remotes were deleted.


## Key function

### • RT2 1 zone CCT remote




- : Turn on/off light.
- : Touch to change color temperature.
- : Adjust brightness, short press 10 levels, long press 1-6s for continuous 256 levels adjustment.
- : Get warm white or cold white directly.
- : 25%, 50%, 75%, 100% brightness.
- : Short press recall the scene, long press 2s save current state into S1/2/3/4. The LED indicator display green when save OK.

### • RT7 4 zone CCT remote



- : Short press turn on/off all zone light.
- : Touch to change current zone color temperature.
- : Short press select and turn on zone light, long press 2s turn off zone light. Short press multiple zone key fastly, will select multiple zone synchronously.
- : Adjust brightness for current selected zone, short press 10 levels, long press 1-6s for continuous 256 levels adjustment.
- : Get warm white or cold white directly for current selected zone.
- : Short press recall the scene, long press 2s save current state into S1/2/3/4. The LED indicator display green when save OK. 4 zone recall or save synchronously.

### • RT8C 8 zone CCT remote



- : Short press turn on/off all zone light.
- : Touch to change current zone color temperature.
- : Short press select and turn on zone light, long press 2s turn off zone light. Short press multiple zone key fastly, will select multiple zone synchronously.
- : Adjust brightness for current selected zone, short press 10 levels, long press 1-6s for continuous 256 levels adjustment.
- : Short press recall the scene, long press 2s save current state into S1/2. The LED indicator display green when save OK. 8 zone recall or save synchronously.

## Safety information

1. Read all instructions carefully before you begin this installation.
2. When installing battery, pay attention to the battery positive and negative polarity.  
A long time without the remote control, remove the battery.  
When remote distance becomes smaller and insensitive, replace the battery.
3. If no response from the receiver, please re-match the remote.
4. Gently handle remote, beware of falling.
5. For indoor and dry location use only.