


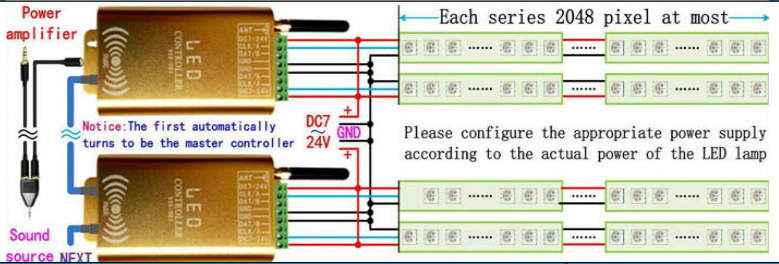
## Product Features

<b>Size</b>	L120 x W70x H24mm	<b>Input voltage</b>	DC7~24V / 1A	<b>Support chip</b>			
<b>Number of pixels</b>	8~2048 pixel x 4	<b>Speed control</b>	32 adjustable	<b>One single line</b>	TM1804 / TM1804B / TM1809 / TM1812 / TM1923 / TM1934 / TM1913 / TM1926 / TM1826 / TM1829 / TM1914 / TM1914A / TM1916 / TM1918 / TM1814-RGBW / UCS1903B / UCS1903N / UCS1909B / UCS1912B / UCS2909B / UCS2912B / UCS2903B / UCS2904B-RGBW / WS2801 / WS2811 / WS2812 / GS8205 / GS8206 / SM16703 / SM16703P / SM16704P / SM16704PB / SM16709P / SM16712P/INK1002 / INK1003 / LX1203 / LX1603 / LPD6803 / LPD8806 / APA-102 / P9813 / P9823 / INK1504		
<b>Effect</b>	255	<b>Memory</b>	Automatic memory function				
<b>LED sequence</b>	Arbitrarily set	<b>Synchronous mode</b>	485 cascade synchronization				
<b>Control mode</b>	Android APP	<b>Music control</b>	The environment music	<b>Two single lines</b>	WS2801/LPD6803 LPD8806/APA-102	<b>DMX512</b> 2	DMX512 Standard protocols and expand

### Operation

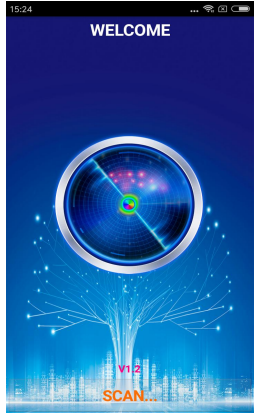
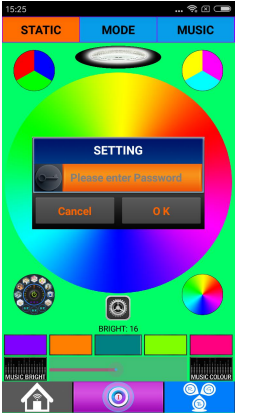
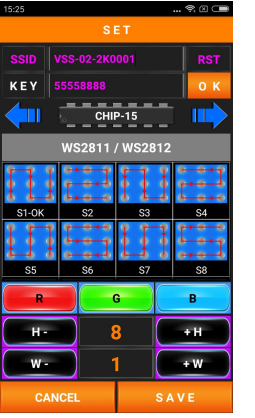



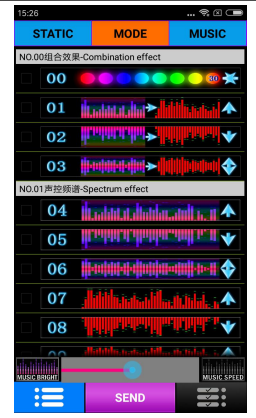

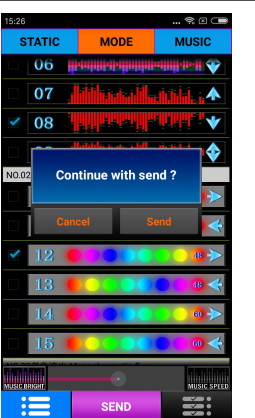



- 1, According to the wiring diagram connected lamps and connected to power, controller lights flashing
- 2, Open the phone or tablet WiFi search VSS-xxxx network hotspot and access. Wi-Fi password:55558888
- 3, Starting APP into the hardware scan state, the controller will enter the interface
- 4, Touch set button to enter the password to set the interface, the configuration of the lamp parameters. set password: 55558888
- 5, Open the color below the switch, slide or other operation interface can be.

### Product Pictures

<b>PORT</b>	<b>Connection</b>
	

### APP remote control operation interface

### Applying

 <p><b>SCAN - Connect Wi-Fi</b></p>	 <p><b>Into Set- PW:55558888</b></p>	 <p><b>Setting - IC/Color/Wire/Pixel</b></p>	 <p><b>Single Color Touch Ring</b></p>	 
 <p><b>Mode(All Effects)-Speed/Bright</b></p>	 <p><b>Music Spectrum Mode</b></p>	 <p><b>Send Play List</b></p>	 <p><b>Built-in Music</b></p>	 

### Music Spectrum mode



APP Download(Viias-LED)



**Demo Video, Please Search "superlightingled"**

If you have any connection questions or demands, please contact us: [www.superlightingled.com](http://www.superlightingled.com)

**superlightingled.com**